

DURLSTON COUNTRY PARK WEATHER RECORDS 2014

MONTH: **JANUARY 2014**

DATE	DRY	WET	HUM	MAX	MIN	MEAN	Wind	WIND	OKTA	VIS	MBS	TDCY	PPT	PPT	MAX	GUST	new	REMARK
	TEMP	TEMP	%	TEMP	TEMP	TEMP	dir	STR		km			TYPE	AMT	GUST	date	baragraph	
1	8.8	8.7		10.4	6.7	8.6	S	36	8	2	970	S	R	19.1	51		994	
2	9.3	9.0		11.1	7.2	9.2	WNW	9	3	25	970	S	R	17.5	57			
3	10.0	9.5		10.5	10.0	10.3	SW	27	5	32	970	S	R	17.6	54		994 LIGHTIN	
4	8.9	8.9		11.2	6.2	8.7	SSW	30	8	3	966	F	R	13.4	64	11.33 3/4	990	
5	7.7	7.5		8.6	2.5	5.6	SSW	12	7	37+	979	R	R	9.0	27	23.45 4/1	1003	
6	10.8	9.9		11.6	5.3	8.5	SW	26	2	5	970	F	R	23.0	48	05.10	999	
7	9.5	8.9		10.0	3.0	6.5	SW	23	6	4	975	R	R	4.0	46	13.31	1004 HAIL 8.1:	
8	10.1	9.7		11.6	7.7	9.7	SW	7	3	20	990	R	r	0.7	39	11.01 7/1	1015	
9	7.7	6.9		11.4	7.7	9.6	WNW	14	7	30	984	F	R	6.5	43	2.29 9/1	1006	
10	9.4	8.3		9.6	6.4	8.0	SW	5	3	37	994	R	r	trace	27	13.43 9/1	1016	
11	5.5	4.8		11.0	4.6	7.8	NNW	2	1	37	997	R	R	4.7	27	14.31 10	1019	
12	7.2	6.7		8.7	3.9	6.3	SSW	22	8	7	996	S		0.0	29	9.35 12/1	1018	
13	8.2	7.8		10.0	6.2	8.1	SW	13	5	10	986	F	r	4.0	28		1008	
14	3.9	2.9		9.9	2.1	6.0	NW	5	1	37			R	2.0	27	17.20 26	1006 FROM W	
15	10.3	10.1		10.4	7.1	8.8	WSW	16	8	22			R	6.5	29	10.44 14	1001 FROM W	
16	7.6	6.8		10.5	6.9	8.7	SW	13	7	15				7.8	35	4.15 15/1	992 FROM W	
17	8.1	7.6		10.5	6.4	8.5	SW	16	5	27			R	13.7	46		991 FROM W	
18	8.7	7.9		10.1	7.9	9.0	SSW	6	7	20			r	1.7	23	12.30 17	989 FROM W	
19	5.2	4.4		10.0	3.0	6.5	W	5	1	37			R	6.0	38		996 FROM W	
20	7.6	6.7		9.6	4.2	6.9	NW	4	6	37			R	1.2	25		1008 FROM W	
21	8.1	6.7		9.2	3.2	6.2	SSW	7	5	37				0.0	8	17.00 20	1011 FROM W	
22	8.0	7.8		9.9	6.5	8.2	WNW	5	2	13			R	12.2	38		1007 FROM W	
23	8.0	7.8		10.6	4.4	7.5	WNW	15	8	20			r	0.9	27		1013 FROM W	
24	7.2	6.8		8.9	4.9	6.9	SE	4	8	8			r	4.4	18	12.40 23	1013 FROM W	
25	9.3	8.8		10.4	7.6	9.0	W	11	1	13			R	4.6	27		1016 FROM W	
26						0.0												FROM W
27				10.4	4.0	7.2	W	24	5	25		D	R	7.8	51		993 FROM W	
28	8.1	6.7		10.8		5.4	WSW	18	5	13				16.4	24		FROM W	
29	6.6	6.2		10.7	3.8	7.3	NE		5	18				26.6	37		FROM W	
30	3.8	3.2		9.1	2.8	6.0			8	4			r	trace	36		FROM W	
31	7.5	6.0		7.5	1.9	4.7	W		7	25					36		FROM W	

Monthly Mean Temperature

7.4

Total precipitation

231.3

DURLSTON COUNTRY PARK WEATHER RECORDS 2014

MONTH: **FEBRUARY 2014**

DATE	DRY TEMP	WET TEMP	HUM %	MAX TEMP	MIN TEMP	MEAN TEMP	Wind dir	WIND STR	OKTA	VIS	MBS	TDCY	PPT TYPE	PPT AMT	MAX GUST	GUST new date baragraph	Remarks
1	5.8	4.6		9.8	3.6	6.7	W	27	2	37			R	24.2	43		992
2	8.1	6.1		8.8	5.2	7.0	SW		3	30			r	0.9	46		
3	7.9	6.5		9.8	6.6	8.2	SW	18	5	25				0.0	34 8.19 3/2		998
4	4.9	4.6		9.2	3.7	6.5	W	8	8	30			r	6.8	40		1000
5	8.3	7.0		8.5	7.2	7.9	S	40	8	10			r	4.5	71 8.30 5/2		977
6	8.2	8.0		10.2	7.3	8.8	SW	23	8	18			r	3.4	47		995
7	6.4	5.8		10.0	3.2	6.6	NW	15	1	25			R	24.1	44 15.40 6/2		995
8	8.3	6.3		9.7	7.1	8.4	WSW	25+	6	20			R	6.7	39 16.49 7/2		980
9	6.1	4.7		9.0	5.4	7.2	NW	25	6					3.5	45 14.30 8/2		987
10	7.2	5.9		8.7		4.4	SE	6	5	37			r	2.3			992
11	8.2	7.4		9.4	6.8	8.1	NW	40	8	9			r	1.3	67 6.30 11/2		989
12	8.1	7.1		9.4	4.5	7.0	S	40	8	7			r	7.4	51 9.01 12/2		996
13	5.5	5.3		8.8	2.8	5.8	SW	10	7	30			r	13.5	68 13.43 19		991
14	5.0	5.0		7.5	2.8	5.2	SSE	18	8	5			R	6.9	35 12.21 13		993
15	9.2	7.2		10.6	7.0	8.8	W	38	6	20			R	16.7	75 21.41 14		991
16	8.5	7.0		10.1	3.8	7.0	W	6	1	27			r	13.0	54 11.08 15		1010
17	3.8	3.0		10.7	6.9	8.8	S	16	8	25			r	trace	35 6.57 16/2		1007
18	9.1	8.8		9.1	6.8	8.0	SW	7	7	25			r	3.9	38 21.32 17		1010
19	8.5	7.9		11.1	6.0	8.6	CALM	0	7	37			r	trace	21 15.47 18		1015
20	9.8	9.7		10.5	6.2	8.4	SW	18	9	0.025			R	6.6	33 6.58 20/2		1001
21	7.1	5.2		10.5	4.4	7.5	SSW	10	2	37			r	2.4	14 6.15 21/2		1004
22	8.5	8.3		10.0	4.8	7.4	W	12	7	20			r	2.0	34 10.58 21		1011
23	10.0	9.0		10.6	8.8	9.7	S	25	8	5			r	trace	44 01.13 23		1011
24	10.4	9.3		11.0	6.2	8.6	SSW	22	6	15					44 11.24 23		1006
25	7.2	6.5		10.4	5.9	8.2	SSW	12	5	27			R	7.1	33 10.03 25		999
26	8.8	7.1		9.9	6.2	8.1	NW	5	1	27					34 11.54 25		1016
27	8.9	7.0		10.6	7.0	8.8	W	15	1	20			R	6.0	48 01.31 26		1009
28	8.9	8.0		10.3	5.0	7.7	SW	6	6	27			R	9.0	32 22.40 28		997
Monthly Mean Temperature						7.6	Total precipitation						172.2				

DURLSTON COUNTRY PARK WEATHER RECORDS 2014

MONTH: **MARCH 2014**

DATE	DRY TEMP	WET TEMP	HUM %	MAX TEMP	MIN TEMP	MEAN TEMP	Wind dir	WIND STR	OKTA	VIS	MBS	TDCY	PPT TYPE	PPT AMT	MAX GUST	GUST date	REMARK
1	6.2	4.8		10.5	1.8	6.2	NW	6	4	15	1005	R	r	1.6			
2	9.7	7.9		9.8		4.9	S	20	6	27	999	F					
3	6.9	6.1		9.3	4.0	6.7	SW	12	7	27	982	F		17.6			
4	5.7	4.4		4.6	2.0	3.3	WNW	7	5	27	980	S		9.6	24	11.07	3/3
5	8.4	4.2		10.1	6.8	8.5	CALM	0	6	20	1021	R					
6	9.9	8.1		11.1	7.4	9.3	CALM	0	7	27	1027	R	r	TRACE	7	8.56	6.3
7	9.4	9.2		11.2	7.4	9.3	WSW	10	8	3	1023	F			24	15.31	6/3
8	9.5	8.9		14.9	5.6	10.3	SSE	6	4	1	1026	R		0.9	22	10.26	7.3
9	11.9	9.8		12.7	8.5	10.6	SE	2	0	4	1023	F			18	21.42	8/3
10	9.8	8.0		13.7		6.9	NW	10	3	5	1028	R			24	08.08	9/3
11	6.9	6.6		14.0	4.9	9.5	NE	15	8	5	1034	R			24	17.01	10/3
12	6.8	6.7		10.2	4.6	7.4	NE		1	2	1033	S			20	12.46	11/3
13	8.5	8.2		121.6	4.6	63.1	NE	2	1	4	1031	S			20	12.46	12/3
14	6.9	6.5		15.0	5.3	10.2	CALM	0	8	0.075	1030	S		trace	11	10.31	13/3
15	11.2	9.4		14.7	4.9	9.8	CALM	0	4	25	1031	S					
16	13.0	9.8		16.4	8.3	12.4	NE	15	0	27	1026	F					
17	9.8	8.8		17.1	8.0	12.6	NE	5	7	37	1025	S			27	14.50	16/3
18	10.1	8.4		11.8	6.8	9.3	W	12	7	37+	1020	F			22	9.20	17.3
19	9.5	8.9		12.6	7.3	10.0	SW	16	8	4	1026	R			29	15.44	18/3
20	9.8	8.6		11.9	7.8	9.9	SW	11	3	10	1012	F			26	06.10	20/3
21	8.9	6.8		10.8	4.8	7.8	W		1	25	1010	F	R	6.9	37	18.38	20/3
22	7.0	5.9		11.0	3.6	7.3	NW	26	5	30	1001	F	R	4.9	35	15.48	21/3
23	8.6	6.0		9.5	4.1	6.8	W	20	2	37	1010	R	r	trace	29		
24	9.2	6.6		10.8	2.3	6.6	W	6	6	35	1014	R	r	0.2	35	15.26	23 HAIL TLR 11.30 23/3
25	10.4	9.0		10.5	4.9	7.7	NNW	7	1	13	1007	F	r	3.9	32	17.35	24
26	6.7	4.9		10.7	3.4	7.1	NE	1	3	6	1016	R	r	2.4	22	14.13	25
27	5.9	5.0		10.1	3.6	6.9	E	6	7	26	1012	F	r	trace	19	10.48	26
28	8.9	7.5		9.2	4.0	6.6	ESE	14	4	27	1014	S	R	5.6	26	22.31	27
29	10.7	9.0		10.8	6.5	8.7	E	16	2	4	1014	S	R	4.6	27	11.09	28
30	11.5	9.9		11.9	9.0	10.5	E	4	4	15	1013	S			16	17.10	28
31	10.6	9.6		14.0	9.2	11.6			8	10	1013	S			18	18.10	30

Monthly Mean Temperature

10.2

Total precipitation

58.2

DURLSTON COUNTRY PARK WEATHER RECORDS 2014

MONTH: **APRIL 2014**

DATE	DRY TEMP	WET TEMP	HUM %	MAX TEMP	MIN TEMP	MEAN TEMP	Wind dir	WIND STR	OKTA	VIS	MBS	TDCY	PPT TYPE	PPT AMT	MAX GUST	GUST date	REMARKS
1	9.7	8.3		13.0	10.2	11.6	NE	5	3	21	1012	S	r	1.0	13	13.52 31/3	
2	11.2	10.1		12.2	8.2	10.2	SE	4	8	4	1003	F	r	trace	13	13.10 1/2	RAIN 09.00
3	13.3	12.2		14.3	10.5	12.4	NW	6	7	13	999	F		0.0	9		
4	10.3	9.8		16.2	7.1	11.7	W	5	8	20	1009	R		0.0	23	10.32 3/4	
5	10.2	9.9		15.1	8.8	12.0	SSW	9	9	0.1	1014	R		0.0	16	10.59 4/4	
6	10.3	10.1		14.2	9.8	12.0	SW	11	9	0.18	1014	S	R	5.2	23	8.59 6/4	
7	11.2	10.7		11.7	10.2	11.0	S	12	8	30	1009	F	R	7.6	30	8/09 7/4	
8	9.3	7.2		11.0	5.9	8.5	W	12	3	27	1020	R	R	4.6	32	13.28 7/4	
9	10.4	9.1		12.5	6.2	9.4	WNW	2	1	22	1028	R		0.0	28	12.00 8/4	
10	9.4	7.8		12.6	6.3	9.5	N	2	4	10	1025	F		0.0	18	17.15	
11	10.0	8.0		12.7	6.4	9.6	NNE	7	1	25	1022	F	r	trace	18	05/10 11/4	
12	10.1	8.0		15.0		7.5	WNW	3	6	37	1022	S		0.0	16		
13	10.2	8.7		15.3	7.4	11.4	N	3	2	27	1024	R		0.0	18	12.30 13/4	
14	10.1	9.5		10.2	9.4	9.8	N	6	3	25	1025	S		0.0	14	10.45 13/4	
15	10.2	9.9		13.9	6.3	10.1	CALM	0	1	37	1030	R		0.0	24	01.01 15/4	
16	10.9	10.3		11.5		5.8	SE	6	1	13	1029	S		0.0	20	00.46 16/4	
17	12.1	11.8		12.1	8.1	10.1	CALM	0	1	15	1022	F		0.0	20	10.53 16/4	
18	8.3	8.1		15.8	6.6	11.2	NE	9	0	10	1021	S		0.0	22	17.23 13/4	
19	7.4	4.8		13.4	4.9	9.2	NE	8	3	37	1019	F		0.0	20	06.01 18/4	
20	8.8	8.0		12.1	6.6	9.4	NE	15	8	4	1011	F	r	trace	22	05.22 20/4	
21	11.5	10.7		11.5	6.6	9.1	CALM	0	6	10	1006	F	R	13.5	28	10.55 20/4	
22	10.7	9.9		16.3	9.2	12.8	NW	3	7	10	1008	R	R	2.6	15	03.24 22/4	
23	11.1	10.2		14.3	9.2	11.8	SSW	3	8	35	1016	R	r	trace	21	12.14 22/4	
24	10.1	9.9		11.8	8.2	10.0	SE	1	8	2	1021	F	R	5.4	18	15.28 23/4	
25	9.4	9.2		13.9	9.4	11.7	NNE	2	8	4	1014	F	R	1.4	16	23.20 24/4	
26	11.7	10.2		13.5	9.3	11.4	SSW	12	8	8	1004	F	R	7.4	43	04.15 26/4	
27	10.3	9.6		13.0	8.5	10.8	SE	8	7	20	999	F	R	5.5	39	18.01 26/4	
28	10.3	9.7		13.6	8.6	11.1	NE	1	8	10	1011	R	R	4.2	26	10.02 27/4	
29	10.5	10.0		14.5	9.0	11.8	SE	>1	8		1013	R	R	5.9	14	10.30 28	VIS 10K TO EAST <1K TO SOUTH
30	10.5	9.9		14.2	6.7	10.5	S		3	0.1			r	0.4			THUNDER

Mean monthly temperature

10.4

Total precipitation

64.7

DURLSTON COUNTRY PARK WEATHER RECORDS 2014

MONTH: **MAY** **2014**

DATE	DRY TEMP	WET TEMP	HUM %	MAX TEMP	MIN TEMP	MEAN TEMP	Wind dir	WIND STR	OKTA	VIS	MBS	TDCY	PPT TYPE	PPT AMT	MAX GUST	GUST date	REMARKS
1	11.3	11.0		13.9	8.8	11.4	W	8	8	10	1010	F	R	1.9	14 14.55 30	DRIZZLE 09.00	
2	9.6	8.3		13.6	8.7	11.2	NE	13	8	37	1023	R	R	4.5	24 01.44 1/5		
3	8.4	8.0		13.0	5.0	9.0	NE	5	1	37	1030	R		0.0	23 10.18 2/5		
4	10.3	8.8		12.1	5.8	9.0	S	1	3	37	1026	F		0.0	14 10.01 4/5		
5	13.5	11.8		13.7	5.5	9.6	SSW	5	4	4	1014	F		0.0	14 05.21 5/5		
6	12.8	11.5		16.1	6.2	11.2	W	4	3	35	1008	F	R	1.3	26 03.36 6/5		
7	12.2	10.3		14.2	10.3	12.3	W	9	4	25	1011	R			27 01.32 7/5		
8	11.5	11.2		14.7	10.4	12.6	SW	22	8	0.1	1010	S	R	11.8	32 12.22 7/5		
9	13.8	12.3		13.4	10.5	12.0	WSW	13	2	13	1014	R	R	2.9	31 02.14 9/5		
10	12.3	12.1		11.5	10.6	11.1	W	16	8	0.5	1006	F	R	10.2	39 03.32 10/5		
11	10.1	8.3		13.3	8.9	11.1	WNW	28	4	25	1006	S	R	0.5	42 16.32 10/5		
12	10.8	10.5		13.9	8.3	11.1	WNW	13	3	30	1011	R		0.0	27		
13	12.3	10.1		14.0	7.9	11.0	NW	10	2	37+	1019	R	r	2.2	27 13.41 12/5		
14	13.9	11.4		16.4	8.0	12.2	N	2	1	27	1032	R	r	trace	16 00.30 14/5		
15	13.6	11.8		18.0	8.2	13.1	NE	9	1	15	1036	R		0.0	20 23.34 14/5		
16	13.7	10.6		15.7	7.3	11.5	ENE	1	1	27	1034	F		0.0	14 18.04 15/5		
17	15.8	13.1		15.5	11.0	13.3	N	1	8	10	1026	F		0.0	11 07.05 12/5		
18	14.9	12.9		18.9	11.4	15.2	SE	3	0	25	1014	F		0.0	8 05.21 18/5		
19	15.2	14.0		18.2	12.8	15.5	CALM	0	4	27	1002	F		0.0	15 02.31 19/5		
20	14.2	13.4		17.5	13.0	15.3	SE	6	8	27	1005	R	R	2.9	14 01.36 20/5		
21	12.6	11.6		16.8	8.3	12.6	E	4	4	12	1011			0.0	18 13.14 20/5		
22	12.8	12.0		15.5	10.0	12.8	E	6	6	37	1001	F	R	13.5	21 23.01 21/5		
23	10.1	10.0		14.5	9.8	12.2	S	3	8	5	999	F	R	9.5	49 05.31 23/5		
24	10.7	9.3		14.8	8.3	11.6	SW	16	7	37	1008	R	R	9.5	46 10.07 23/5		
25	13.1	10.5		14.5	9.7	12.1	SW	12	5	37	1017	R	R	0.9	42 22.15 24/5		
26	12.3	10.7		14.9	10.2	12.6	NE	2	7	35	1020	R		0.0	26 11.19 25/5		
27	12.3	11.4		13.4	11.8	12.6	NW	10	7	37	1017	F	r	4.2	20 04.31 27/5		
28	11.3	10.4		16.8		8.4	N	12	8	25	1014	F	r	0.4	22 03.15 27/5		
29	13.6	13.2		16.0	10.8	13.4	NE	6	8	15	1013	S	r	0.6	21 18.58 28/5		
30	13.2	12.4		16.2	12.4	14.3	NE	2	8	25	1022	R	R	1.2	13 16.46 29/5		
31	14.7	12.6		15.7	12.1	13.9	CALM	0	6	10	1026	R		0.0	4 05.57 31/5		

Monthly mean temperature

12.1

Total precipitation

78.0

DURLSTON COUNTRY PARK WEATHER RECORDS 2014

MONTH: **JUNE 2014**

DATE	DRY TEMP	WET TEMP	HUM %	MAX TEMP	MIN TEMP	MEAN TEMP	WIND DIR	WIND STR	OKTA	VIS	MBS	TDCY	PPT TYPE	PPT AMT	MAX GUST	GUST date	REMARKS
1	16.0	14.2		16.5	10.9	13.7	CALM	0	4	8	1024	S			20 03.01	1/6	
2	14.6	13.4		16.9	11.8	14.4	W	3	7	25	1026	S			10 03.10	2/6	
3	13.7	12.4		16.4	11.8	14.1	W	5	8	35	1014	F			19 14.54	2/6	
4	11.2	10.5		15.8	9.9	12.9	w	9	8	27	1005	F	R	13.2	21 15.28	3/6	
5	14.0	12.3		15.0	8.4	11.7	w	8	3	33	1012	R	r	3.5	33 18.14	4/6	
6	14.4	13.2		15.6	10.8	13.2	ESE	15	6	37	1012	S			21 04.08	6/6	
7	14.7	13.8		17.5	13.8	15.7	W	11	8	15	1011	S	r	trace	20 06.09	7/6	
8	17.5	14.9		17.5	13.0	15.3	SSW	7	1	37+	1019	R	r	trace	12 01.12	8/6	
9	16.2	14.5		20.2	12.8	16.5	WSW	3	6	30	1015	F	r	0.6	23 15.34	8/9	
10	15.7	15.2		17.7	12.9	15.3	SW	10	2	27	1018	R		0.0	21 04.41	10/6	
11	16.1	15.5		17.0	12.3	14.7	SW	4	2	15+	1027	R		0.0	10 01.09	11/6	
12	17.5	17.2		18.0	12.0	15.0	CALM	0	6	27	1039	R		0.0	23 15.34	11/6	
13	20.3	15.9		20.5	14.5	17.5	CALM	0	2	27	1026	F		0.0	15 00.21	13.6	
14	19.8	19.3		22.4	14.3	18.4	NE	6	3	30	1024	S		0.0	23 15.34	14/6	
15	20.1	14.9		21.5	13.8	17.7	NE	5	7	37	1028	R	DEW		24 04.43	15/6	
16	16.5	16.1		20.8	13.7	17.3	NE	6	3	37	1028	S		0.0	19 02.24	16/6	
17	13.8	13.4		19.6	12.5	16.1	ENE	4	7	27	1028	S		0.0	18 05.13	17/6	
18	15.6	15.2		20.0	12.6	16.3	NE	6	8	40+	1027	S		0.0	18 05.38	18 EXCELLENT VISIBILITY	
19	20.1	19.8		20.1	14.9	17.5	N	4	1	27	1023	F		0.0	13 02.51	19/6	
20	16.0	14.1		21.8	13.8	17.8	W	2	2	25	1023	S		0.0	23 15.34	19/6	
21	15.8	14.9		18.4	13.6	16.0	CALM		0	20	1021	S		0.0	10 12.31	20/6	
22	17.3	14.5		19.2	13.6	16.4	NE	1	3	6	1021	S		0.0	13 01.01	22/6	
23	18.2	15.8		19.2	15.3	17.3	NW	2	1	37	1022	S		0.0	8 02.29	23/6	
24	19.2	15.9		20.1	15.2	17.7	N	2	1	10	1020	S		0.0	16 04.08	24/6	
25	16.3	14.0		17.2	14.3	15.8	CALM	0	3	37	1018	S		0.0	18 10.31	25/6	
26	16.6	12.7		18.6	14.8	16.7	ESE	13	5	37	1015	F		0.0	24 05.06	26/6	
27	15.4	14.7		18.0	14.0	16.0	W	7	8	25	1013	F	r	3.8	24 00.16	27/6	
28	15.3	13.6		18.1	13.6	15.9	WSW	7	8	36	1011	F		0.0	19 01.36	28/6	
29	14.1	12.4		18.3	12.2	15.3	NE	1	7	27	1012	S	r	0.2	20 14.47	28/6	
30	15.8	14.1		18.9	14.9	16.9	WSW	5	5	25	1017	R	r	3.4	10 05.25	30/6	
													Total precipitation	24.7			

Monthly mean temperature

DURLSTON COUNTRY PARK WEATHER

MONTH: **JULY** 2014

DATE	DRY TEMP	WET TEMP	HUM %	MAX TEMP	MIN TEMP	MEAN TEMP	Wind dir	WIND STR	OKTA	VIS	MBS	TCY	PPT TYPE	PPT AMT	MAX GUST	GUST date	REMARKS
1	17.6	14.8		18.6	14.6	16.6	E	1	8	30	1018	S			16 23.01	30/6	
2	17.2	14.4		18.6	13.8	16.2	E	2		37	1023	R	0.0		9 06.38	2/7	
3	18.3	15.9		18.6	13.2	15.9	SW	7	2	35	1021	F	0.0		13 15.01	2/7	
4	16.9	15.7		19.6	14.4	17.0	WSW	6	6	4	1010	F	r	RACE	15 00.33	4/7	
5	16.8	15.6		19.2	14.7	17.0	W	12	5	22	1002	F	R	12.0	30 01.25	5/7	
6	15.4	13.0		18.8	12.3	15.6	W	6	7	37	1005	R		0.0	14 06.02	6/7	
7	16.0	14.3		18.2	12.9	15.6	SW	6	5	27	1015	R		0.0	25 11.45	6/7	
8	15.7	13.9		18.6	13.6	16.1	CALM	0	6	37	1016	R		0.0	9 01.36	8/7	THUNDER 3PM 7PM
9	15.4	12.9		17.8	14.4	16.1	N	11	5	27	1021	R	R	4.9	24 01.57	9/7	
10	17.0	14.1		21.4	11.9	16.7	N	10	1	37	1019	S		0.0	30 18.03	9/7	
11	19.2	15.6		23.5	15.6	19.6	NE	2	4	27	1019	S		0.0	22 21.28	9/7	
12	19.0	17.0		22.0	15.4	18.7	NW	2	2	4	1016	F		0.0	19 00.09	12/7	
13	18.4	16.1		27.2	16.3	21.8	W	11	5	15	1009	F		0.0	23 21.18	12/7	
14	18.0	17.8		21.7	12.9	17.3	WNW	5	1	37	1016	R		0.0	24 20.01	13/7	
15	18.0	17.1		20.6	13.7	17.2	W	2	4	37	1014	S	r	0.7	23 00..24	13/7	
16	18.9	17.3		20.4	14.6	17.5	WSW	5	4	33	1022	R		0.0	20 15.27	15/7	
17	19.1	17.2		20.0	14.4	17.2	ENE	2	1	22	1021	F		0.0	8 05.04	17 TL 8-8.20PM	11PM - 3.30 AM
18	18.2	17.2		21.0	15.8	18.4	W	9	8	15	1013	F	r	1.0	36 23.58	17 TL 11.30PM	
19	18.2	17.9		20.0	16.9	18.5	CALM	0	8	25	1008	F	R	5.3	14 01.01	19 TL 8.30AM	
20	18.5	16.8		21.7	15.0	18.4	N	7	6	15	1014	R		0.0	19 20.30	19/7	
21	20.2	17.1		21.9	16.2	19.1	N	2	4	37	1019	R		0.0	22 22.01	20/7	
22	21.5	17.9		25.0	16.1	20.6	NE	1	0	27	1023	R		0.0	22 00.04	22/7	
23	19.4	16.7		25.0	19.0	22.0	NE	7	4	25	1019	F		0.0	16 04.31	23/7	
24	21.1	17.3		26.1	18.7	22.4	NE	3	2	27	1016	F		0.0	14 08.40	24/7	
25	20.7	17.3		26.4	17.8	22.1	N	3	1	25	1016	S		0.0	16 04.31	25 TL 17.30	
26	20.2	16.5		25.1	16.7	20.9	NW	2	3	4	1017	S	r	0.4	11 09.42	25/7	
27	12.9	12.2		27.2	17.8	22.5	NE	5	8	37	1017	S		0.0	22 20.03	26/7	
28	18.4	14.4		24.0	13.7	18.9	NNE	2	6	35	1015	S		0.0	16 00.42	28/7	
29	19.4	16.8		23.0	14.0	18.5	NNW	5	3	12	1017	S		0.0	19 12.16	28/7	
30	18.3	14.6		24.8	13.7	19.3	NW	2	1	37	1010	F		0.0	19 19.31	29/7	
31	18.7	18.2		23.5	13.7	18.6	W	6	3	37	1016	R		0.0	22 15.15	30/7	

Monthly Mean Temperature

18.4

Total precipitation

24.3

DURLSTON COUNTRY PARK WEATHER RECORDS 2014

MONTH: **AUGUST 2014**

DATE	DRY TEMP	WET TEMP	HUM %	MAX TEMP	MIN TEMP	MEAN TEMP	Wind dir	WIND STR	OKTA	VIS	MBS	TDCY	PPT TYPE	PPT AMT	MAX GUST	GUST date	REMARKS
1	17.9	16.4		21.1	16.1	18.6	SW	9	8	13	1010	F	r	0.3	19	05.50	1/8
2	17.5	16.7		20.4	17.3	18.9	S	9	8	20	1008	F	r	TRACE	27	03.32	2/8
3	16.5	14.4		20.5	13.4	17.0	WSW	8	5	37	1010	R	r	0.7	19	01.04	3/8
4	20.0	15.6		20.8	14.0	17.4	W	4	4	37+	1016	R		0.0	23	12.50	3/8
5	18.9	16.0		21.1	16.0	18.6	S	7	7	37	1017	S	r	TRACE	19	04.15	5/8
6	19.7	17.6		20.3	15.8	18.1	W	11	3	27	1012	F	R	19.4	24	12.45	5/8
7	18.7	16.3		21.1	14.4	17.8	CALM	0	1	25	1015	S	D	TRACE	25	14.36	6/8
8	18.5	16.1		27.1	14.7	20.9	CALM	0	4	25	1010	F		0.0	16	20.30	7/8
9	17.6	15.2		21.1	13.8	17.5	W	9	2	27	1009	S	R	7.0	22	21.21	8/8
10	16.9	17.3		20.8	14.9	17.9	S	20	8	5	994	F	R	12.0	46	04.43	10/8
11	17.2	15.0		20.1	15.0	17.6	W	16	5	27	1009	R	R	1.4	42	13.29	10/8
12	17.3	13.6		19.4	14.0	16.7	W	13	5	30+	1010	S	r	0.2	34	12.58	11/8
13	18.1	17.1		19.0	14.1	16.6	W	16	3	37	1006	F		0.0	32	18.23	12/8
14	15.2	14.0		21.2	13.0	17.1	W	4	7	27+	1011	R	r	2.4	26	11.47	13/8
15	15.5	12.1		18.8	13.9	16.4	NNW	5	3	37	1016	R		0.0	28	14.02	14/8
16	17.1	13.2		20.6	12.2	16.4	N	5	1	37	1023	R		0.0	18	11.55	15/8
17	15.7	13.5		19.5	13.2	16.4	W	15	8	37	1013	F	r	0.2	30	00.01	17/8
18	15.4	12.6		19.0	11.1	15.1	NW	7	3	32	1010	F		0.0	30	16.36	17/8
19	13.9	10.6		19.6	10.8	15.2	NW	2	6	37	1015	R		0.0	23	18.19	18/8
20	13.1	10.6		18.6	8.9	13.8	NW	1	5	37	1019	R		0.0	24	14.40	19/8
21	15.1	11.6		18.2	9.1	13.7	NW	4	7	32	1018	S		0.0	23	15.32	20/8
22	16.5	16.1		18.0	14.2	16.1	NW	6	6	37	1011	F		0.0	23	22.08	21/8
23	14.9	14.2		19.2	9.7	14.5	NW	5	6	37	1016	R		0.0	23	10.43	22/1
24	13.2	11.1		18.0	9.0	13.5	CALM	0	6	37	1020	R		TRACE	10	00.07	24/8
25	16.9	16.3		17.9	14.2	16.1	SW	10	8	13	1009	F	R	8.0	32	06.08	25/8
26	16.2	15.9		17.0	9.2	13.1	CALM	0	8	10	1002	F	R	22.3	32	16.00	25/8
27	15.3	14.3		18.1	13.8	16.0	SW	8	8	25	1014	R	R	4.7	19	20.31	26/8
28	16.2	16.1		18.3	15.0	16.7	W	12	7	20	1011	F	R	8.3	23	20.01	27/8
29	17.0	15.8		19.0	15.2	17.1	WSW	15	7	13	1014	R	r	1.5	29	04.23	29/8
30	15.9	14.1		18.8	14.9	16.9	NW	4	6	27	1017	R	r	1.4	35	14.44	29/8
31	16.0	14.0		18.5	11.9	15.2	NW	8	2	20	1019	R		0.0	18	00.55	31/8

Monthly mean temperature

16.5

Total precipitation

89.8

DURLSTON COUNTRY PARK WEATHER RECORDS 2014

MONTH: **SEPTEMBER** **2014**

DATE	DRY TEMP	WET TEMP	HUM %	MAX TEMP	MIN TEMP	MEAN TEMP	Wind dir	WIND STR	OKTA	VIS	MBS	TDCY	PPT TYPE	PPT AMT	MAX GUST	GUST date	REMARKS		
1	17.1	16.7		19.5	12.3	15.9	W	7	7	38	1022	R		0.0	22 14.55	31/8			
2	14.6	14.0		18.7	13.8	16.3	NE	1	8	20	1022	S	r	0.7	19 17.41	1/9			
3	15.9	15.0		20.3	14.2	17.3	NE	4	7	0.5	1023	S		0.0	13 10.49	2/9			
4	15.4	14.8		20.7	13.4	17.1	NE	4	8	4	1018	F		0.0	16 8.43	3/9	FOG		
5	17.9	16.5		20.0	16.4	18.2	NE	1	8	4	1017	S		trace	9 01.10	5/9			
6	17.2	15.1		20.2	15.0	17.6	calm	0	8	2	1015	S		0.0	9 10.03	5/9	VERY VERY STILL		
7	14.9	13.9		20.3	13.4	16.9	N	5	4	0.5	1016	S		0.0	12 05.03	7/9	MISTY		
8	15.3	14.0		19.5	11.6	15.6	calm	0	6	4	1019	R		0.0	12 10.28	7/9			
9	15.9	14.6		20.2	12.8	16.5	E	3	4	3	1022	R		0.0			HAZY		
10	17.6	15.5		19.5	15.2	17.4	ESE	9	4	27	1021	S		0.0	16 08.18	10/9			
11	14.5	14.1		19.2	12.2	15.7	ENE	2	5	13	1021	S		0.0	19 03.24	11/9			
12	14.5	14.2		19.1	13.4	16.3	calm	0	8	0	1024	R		0.0	13 05.47	12/9			
13	15.0	14.2		20.0	12.8	16.4	NE	8		5	1025	S		0.0	18 06.31		LOW FOG IN PLACES		
14	15.1	14.0		20.1	13.2	16.7	NE	6	8	3	1022	F		0.0	20 21.31	13/9			
15	14.8	13.4		20.6	13.7	12.4	NE	7	4	27	1012	F		0.0	22 00.31	14/9			
16						0.0													
17						0.0													
18						0.0													
19						0.0													
20						0.0													
21						0.0													
22						0.0													
23						0.0													
24						0.0													
25						0.0													
26						0.0													
27						0.0													
28						0.0													
29						0.0													
30						0.0													
Monthly mean temperature						8.2	Total precipitation						0.7						

DURLSTON COUNTRY PARK WEATHER RECORDS 2014

MONTH: **OCTOBER 2014**

DATE	DRY TEMP	WET TEMP	HUM %	MAX TEMP	MIN TEMP	MEAN TEMP	Wind dir	WIND STR	OKTA	VIS	MBS	TDCY	PPT TYPE	PPT AMT	MAX GUST	GUST date	REMARKS
1						0.0											
2						0.0											
3						17.6											
4						0.0											
5						0.0											
6						0.0											
7						0.0											
8																	
9						0.0											
10						0.0											
11						0.0											
12						0.0											
13						0.0											
14						0.0											
15						0.0											
16						0.0											
17						0.0											
18						0.0											
19						0.0											
20						0.0											
21						0.0											
22						0.0											
23						0.0											
24						0.0											
25						12.5											
26						0.0											
27						0.0											
28						0.0											
29						0.0											
30						0.0											
31						0.0											
Monthly mean temperature						1.0	Total precipitation						0.0				

DURLSTON COUNTRY PARK WEATHER RECORDS 2014

MONTH: **NOVEMBER 2014**

DATE	DRY TEMP	WET TEMP	HUM %	MAX TEMP	MIN TEMP	MEAN TEMP	Wind dir	WIND STR	OKTA	VIS	MBS	TDCY	PPT TYPE	PPT AMT	MAX GUST	GUST date	REMARKS
1						0.0											
2						0.0											
3						0.0											
4						0.0											
5						0.0											
6						0.0											
7						0.0											
8						0.0											
9						0.0											
10						0.0											
11						0.0											
12						0.0											
13						0.0											
14						0.0											
15						0.0											
16						0.0											
17						0.0											
18						0.0											
19						0.0											
20						0.0											
21						0.0											
22						0.0											
23						0.0											
24						0.0											
25						0.0											
26						0.0											
27						0.0											
28						0.0											
29						0.0											
30						0.0											
Monthly mean temperature						0.0							Total precipitation	0.0			

DURLSTON COUNTRY PARK WEATHER RECORDS 2014

MONTH: **DECEMBER** **2014**

DATE	DRY TEMP	WET TEMP	HUM %	MAX TEMP	MIN TEMP	MEAN TEMP	Wind dir	WIND STR	OKTA	VIS	MBS	TDCY	PPT TYPE	PPT AMT	MAX GUST	GUST date	REMARKS
1						0.0											
2						0.0											
3						0.0											
4						0.0											
5						0.0											
6						0.0											
7						0.0											
8						0.0											
9						0.0											
10						0.0											
11						0.0											
12						0.0											
13						10.5											
14						0.0											
15						0.0											
16						0.0											
17						0.0											
18						0.0											
19						0.0											
20						0.0											
21						0.0											
22						0.0											
23						0.0											
24						0.0											
25						0.0											
26						0.0											
27						0.0											
28						0.0											
29						0.0											
30						0.0											
31						0.0											

Monthly Mean Temperature 0.3 Total precipitation 0.0

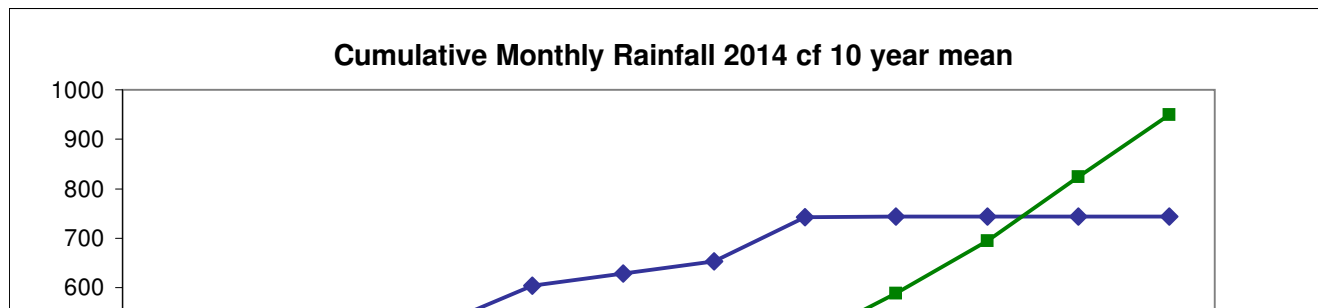
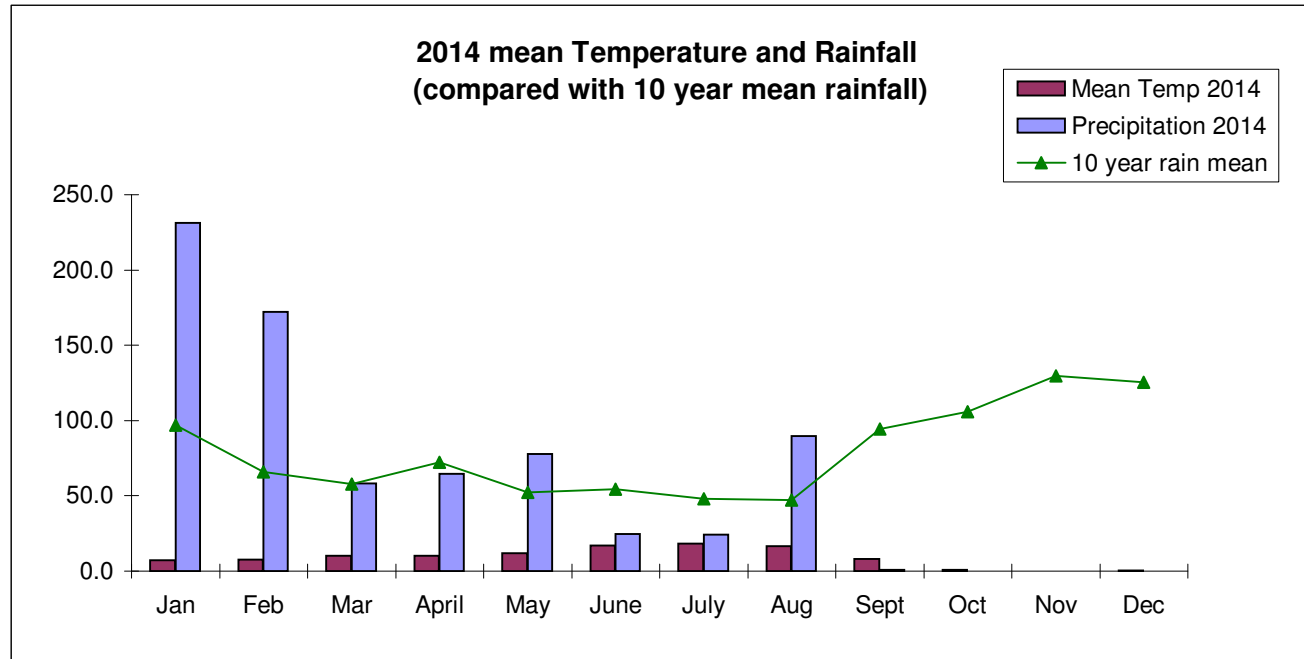
Yearly Summary 2014

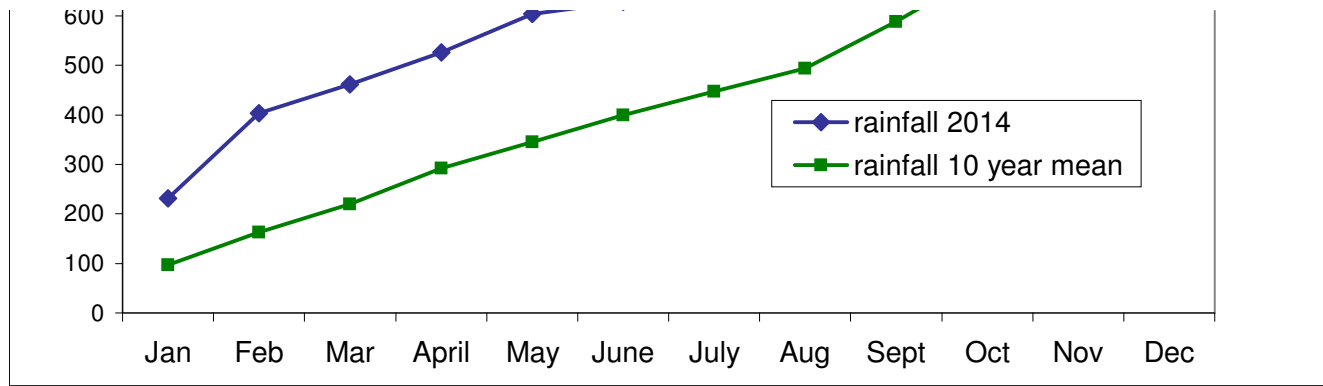
Mean Temp Total Precip 10 yr mean percentage cumulative precipitation cumulative 10yr mean Rain gauge

	C	mm	mm		2014	mean	
Jan	7.4	231.3	96.9	238.7	Jan	231.3	96.9
Feb	7.6	172.2	65.8	261.7	Feb	403.5	162.7
Mar	10.2	58.2	57.7	100.87	Mar	461.7	220.4
April	10.4	64.7	72.4	89.365	April	526.4	292.8
May	12.1	78.0	52.2	149.43	May	604.4	345.0
June	16.9	24.7	54.6	45.238	June	629.1	399.6
July	18.4	24.3	47.9	50.731	July	653.4	447.5
Aug	16.5	89.8	47.0	191.06	Aug	743.2	494.5
Sept	8.2	0.7	94.2	0.7431	Sept	743.9	588.7
Oct	1.0	0.0	105.8	0	Oct	743.9	694.5
Nov	0.0	0.0	129.7	0	Nov	743.9	824.2
Dec	0.3	0.0	125.6	0	Dec	743.9	949.8

Jan
Feb
Mar
April
May
June
July
Aug
Sept
Oct
Nov
Dec

Total





κS

G 19.00

5

'EBSITE
'EBSITE
'EBSITE
'EBSITE
'EBSITE
'EBSITE
'EBSITE
'EBSITE
'EBSITE
'EBSITE
'EBSITE
'EBSITE
'EBSITE
'EBSITE
'EBSITE
'EBSITE
'EBSITE
'EBSITE
'EBSITE
'EBSITE

0.0

0.0

κS

OG

0.0

new
baragraph

0.0

new
baragraph

0.0

new
barograph

new
paragraph

0.0

new
paragraph

0.0

new
baragraph

0.0

new
paragraph

0.0

new
baragraph

0.0

new
paragraph

0.0

e reading old compare

new

0
0
0
0
0
0
0
0
0.0
0.0
0.0
0.0
0.0
0.0
0

