

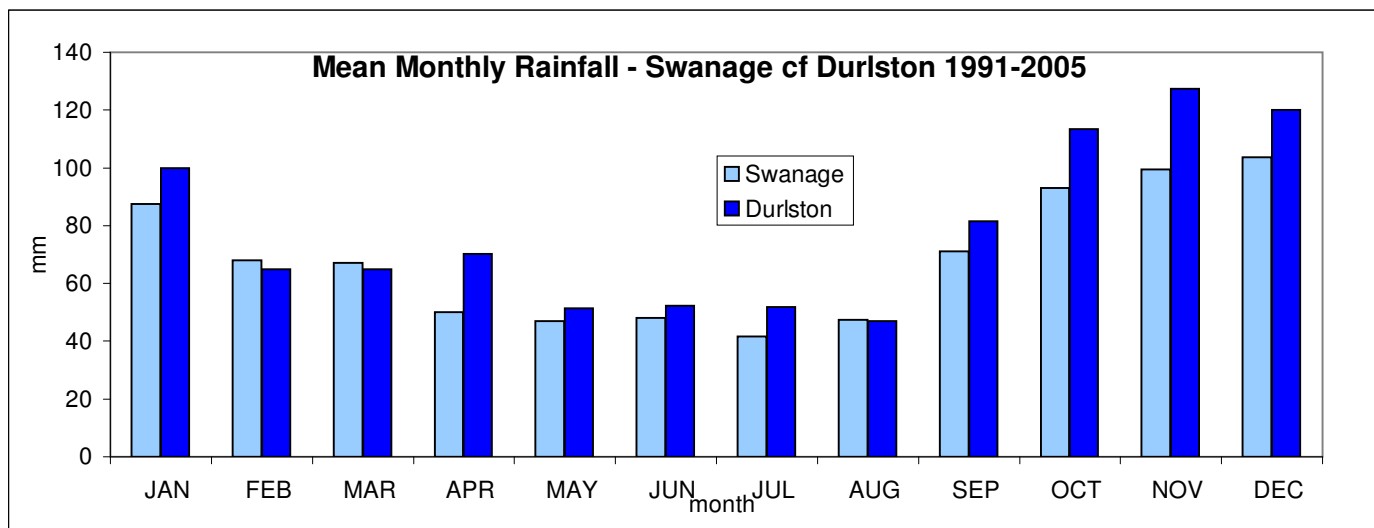
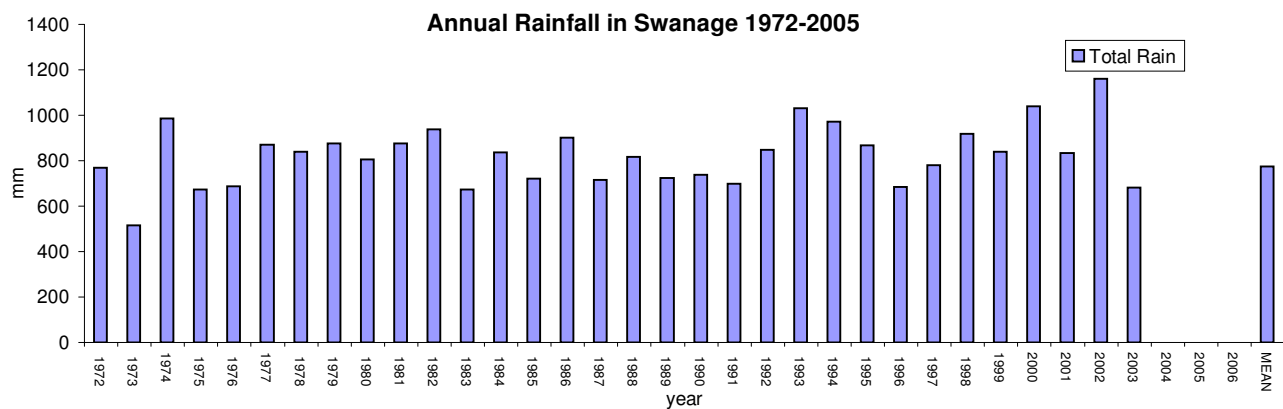
SWANAGE WEATHER STATION SHORE ROAD

RAINFALL (mm)

| YEAR | JAN | FEB | MAR | APR | MAY | JUN | JUL | AUG | SEP | OCT | NOV | DEC | Total |
|------|-------|-------|-------|-------|-------|-------|------|-------|-------|-------|-------|-------|--------|
| 1972 | 90.5 | 91.9 | 78.9 | 63.5 | 67.6 | 54.9 | 22.3 | 30.2 | 23.9 | 27.4 | 106.1 | 112.1 | 769.3 |
| 1973 | 51.0 | 25.0 | 14.6 | 45.5 | 80.3 | 56.5 | 20.6 | 27.5 | 57.7 | 60.6 | 26.7 | 50.2 | 516.2 |
| 1974 | 109.2 | 120.1 | 42.9 | 5.9 | 34.9 | 52.9 | 57.5 | 98.3 | 175.6 | 58.4 | 175.6 | 55.7 | 987.0 |
| 1975 | 125.9 | 29.3 | 102.8 | 47.3 | 38.7 | 2.9 | 17.7 | 46.2 | 127.9 | 16.6 | 86.5 | 30.1 | 671.9 |
| 1976 | 10.9 | 44.4 | 26.6 | 4.5 | 24.5 | 3.4 | 9.8 | 12.7 | 153.9 | 134.3 | 145.1 | 117.1 | 687.2 |
| 1977 | 90.4 | 131.3 | 81.2 | 28.2 | 44.6 | 70.1 | 30.1 | 101.6 | 37.2 | 50.5 | 92.3 | 112.0 | 869.5 |
| 1978 | 97.6 | 109.5 | 79.7 | 61.6 | 32.9 | 38.6 | 98.1 | 55.1 | 17.1 | 47.1 | 31.1 | 171.4 | 839.8 |
| 1979 | 96.5 | 66.0 | 103.1 | 47.3 | 114.1 | 44.7 | 46.2 | 60.9 | 25.8 | 73.6 | 47.1 | 150.7 | 876.0 |
| 1980 | 50.3 | 84.6 | 110.5 | | 20.6 | 128.6 | 64.1 | 74.4 | 58.3 | 107.4 | 52.8 | 54.8 | 806.4 |
| 1981 | 40.3 | 47.3 | 158.0 | 39.1 | 87.0 | 36.1 | 66.5 | 8.0 | 158.8 | 107.6 | 34.1 | 93.2 | 876.0 |
| 1982 | 57.0 | 48.2 | 88.8 | 17.9 | 40.0 | 96.4 | 52.7 | 70.0 | 51.7 | 169.4 | 144.9 | 101.8 | 938.8 |
| 1983 | 86.4 | 28.6 | 43.1 | 78.9 | 76.4 | 36.8 | 10.7 | 28.8 | 76.1 | 73.8 | 50.8 | 81.5 | 671.9 |
| 1984 | 167.8 | 45.3 | 70.4 | 2.2 | 73.0 | 20.8 | 24.5 | 9.6 | 79.9 | 105.3 | 136.7 | 100.8 | 836.3 |
| 1985 | 71.7 | 41.2 | 53.9 | 31.6 | 34.5 | 53.8 | 42.9 | 112.1 | 28.7 | 39.8 | 79.0 | 131.0 | 720.2 |
| 1986 | 140.9 | 7.2 | 69.7 | 59.8 | 80.7 | 30.0 | 32.0 | 80.6 | 40.2 | 95.5 | 135.9 | 127.6 | 900.1 |
| 1987 | 12.8 | 67.4 | 90.3 | 57.9 | 19.4 | 53.8 | 40.2 | 28.2 | 44.1 | 172.8 | 86.8 | 42.0 | 715.7 |
| 1988 | 168.1 | 74.1 | 105.1 | 41.7 | 25.3 | 27.0 | 89.4 | 62.3 | 45.3 | 117.1 | 31.0 | 31.9 | 818.3 |
| 1989 | 33.7 | 71.7 | 82.9 | 78.0 | 3.6 | 19.0 | 13.4 | 29.5 | 38.2 | 123.2 | 63.2 | 168.8 | 725.2 |
| 1990 | 120.7 | 194.0 | 6.1 | 41.8 | 11.4 | 35.0 | 15.1 | 23.3 | 26.1 | 124.7 | 70.0 | 70.7 | 738.9 |
| 1991 | 104.8 | 36.2 | 85.6 | 45.6 | 7.2 | 115.6 | 69.0 | 5.6 | 43.7 | 82.1 | 65.9 | 37.6 | 698.9 |
| 1992 | 26.7 | 34.2 | 52.0 | 77.5 | 20.1 | 34.7 | 54.8 | 110.2 | 94.5 | 94.8 | 162.8 | 85.7 | 848.0 |
| 1993 | 119.8 | 7.9 | 44.2 | 67.3 | 54.0 | 84.7 | 71.1 | 40.9 | 113.4 | 129.0 | 85.3 | 213.3 | 1030.9 |
| 1994 | 141.8 | 99.1 | 56.3 | 52.9 | 105.5 | 24.5 | 35.3 | 39.8 | 67.0 | 126.0 | 98.8 | 126.2 | 973.2 |
| 1995 | 162.2 | 134.8 | 44.0 | 30.4 | 21.7 | 8.0 | 56.4 | 4.7 | 139.9 | 54.1 | 111.1 | 99.0 | 866.3 |
| 1996 | 55.5 | 79.8 | 61.1 | 40.1 | 63.8 | 40.5 | 10.8 | 59.1 | 33.5 | 66.4 | 139.1 | 36.0 | 685.7 |
| 1997 | 22.5 | 94.7 | 38.6 | 19.8 | 43.8 | 89.9 | 19.6 | 96.2 | 15.6 | 81.0 | 161.1 | 98.5 | 781.3 |
| 1998 | 129.4 | 12.4 | 77.7 | 94.2 | 33.0 | 68.3 | 55.4 | 12.9 | 114.2 | 145.9 | 62.1 | 112.3 | 917.8 |
| 1999 | 110.4 | 38.0 | 32.3 | 76.8 | 15.8 | 63.6 | 3.8 | 63.3 | 122.1 | 56.6 | 45.8 | 211.0 | 839.5 |
| 2000 | 25.6 | 75.3 | 26.0 | 121.0 | 81.3 | 25.9 | 33.7 | 39.0 | 90.8 | 169.4 | 198.7 | 151.7 | 1038.4 |
| 2001 | 108.8 | 69.5 | 149.6 | 82.1 | 17.7 | 24.0 | 47.0 | 26.4 | 37.8 | 161.7 | 47.6 | 62.6 | 834.8 |
| 2002 | 82.6 | 118.7 | 46.1 | 44.5 | 84.7 | 38.8 | 75.5 | 41.8 | 129.3 | 91.2 | 255.9 | 150.7 | 1159.8 |
| 2003 | 86.2 | 49.3 | 26.1 | 44.4 | 44.3 | 55.7 | 47.8 | 17.2 | 10.0 | 16.2 | 153.3 | 130.5 | 681.0 |
| 2004 | | | | | | | | | | | | | 0.0 |
| 2005 | | | | | | | | | | | | | 0.0 |
| 2006 | | | | | | | | | | | | | |
| MEAN | 87.4 | 68.0 | 67.1 | 50.0 | 47.0 | 48.0 | 41.7 | 47.4 | 71.2 | 93.1 | 99.5 | 103.7 | 774.1 |

SWANAGE SEASONAL MEANS (1972-2001)

| WINTER | | SPRING | | SUMMER | | AUTUMN | |
|--------|-------|--------|-------|--------|-------|--------|-------|
| DEC | 103.7 | MAR | 67.1 | JUN | 48.0 | SEP | 71.2 |
| JAN | 87.4 | APR | 50.0 | JUL | 41.7 | OCT | 93.1 |
| FEB | 68.0 | MAY | 47.0 | AUG | 47.4 | NOV | 99.5 |
| | 259.2 | | 164.1 | | 137.1 | | 263.8 |

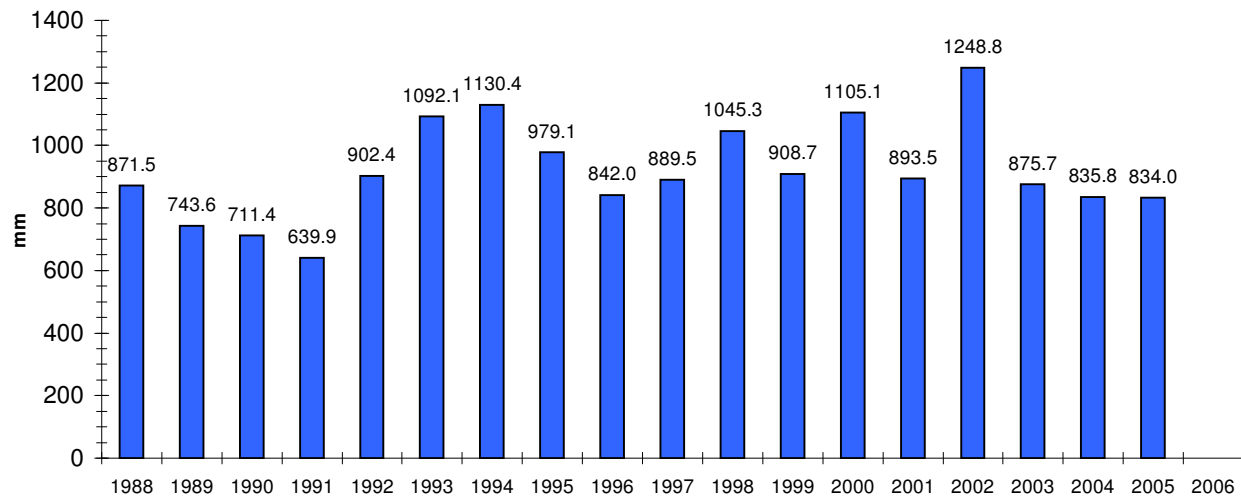


| DURLSTON COUNTRY PARK RAINFALL | | | | | | | | | | | | | | | | | 91-00 10 yr mean |
|---------------------------------------|-------|-------|--------|--------|-------|-------|-------|--------|-------|--------|-------|--------|-------|-------|-------|---------|------------------------|
| | 1991 | 1992 | 1993 | 1994 | 1995 | 1996 | 1997 | 1998 | 1999 | 2000 | 2001 | 2002 | 2003 | 2004 | 2005 | 2006 | |
| Jan | 98.2 | 29.9 | 116.8 | 163.6 | 173.8 | 67.7 | 29.9 | 140.9 | 118.6 | 30.0 | 143.1 | 85.5 | 103.7 | 127.8 | 67.7 | | 96.9 |
| Feb | 30.9 | 34.3 | 8.5 | 122.9 | 147.5 | 82.3 | 98.3 | 14.5 | 38.8 | 80.1 | 79.7 | 106.7 | 59.6 | 47.8 | 22.4 | | 65.8 |
| Mar | 88.3 | 50.2 | 21.1 | 63.1 | 44.2 | 72.0 | 50.0 | 112.4 | 44.2 | 31.8 | 166.6 | 62.8 | 45.2 | 62.7 | 59.3 | | 57.7 |
| Apr | 47.8 | 90.2 | 97.3 | 73.7 | 44.4 | 42.9 | 24.5 | 81.2 | 83.1 | 139.3 | 100.5 | 29.0 | 47.6 | 79.5 | 70.8 | | 72.4 |
| May | 8.8 | 21.4 | 54.6 | 124.0 | 26.9 | 92.6 | 56.1 | 28.0 | 19.1 | 90.4 | 17.1 | 101.9 | 52.4 | 29.7 | 47.8 | | 52.2 |
| Jun | 106.7 | 30.5 | 94.7 | 27.9 | 10.3 | 62.5 | 94.9 | 76.7 | 68.2 | 25.8 | 27.7 | 35.8 | 66.1 | 33.1 | 78.3 | | 54.6 |
| Jul | 95.0 | 68.6 | 75.2 | 33.3 | 61.6 | 17.8 | 16.9 | 60.1 | 9.3 | 41.4 | 46.8 | 80.6 | 50.8 | 52.7 | 69.0 | | 47.9 |
| Aug | 8.2 | 125.4 | 46.9 | 44.6 | 5.4 | 74.8 | 125.7 | 16.4 | 71.8 | 28.8 | 30.5 | 39.8 | 21.3 | 67.1 | 76.9 | | 47.0 |
| Sept | 53.8 | 105.9 | 121.8 | 94.3 | 155.0 | 26.4 | 19.6 | 140.0 | 136.7 | 100.6 | 39.0 | 132.8 | 8.3 | 71.0 | 42.4 | | 94.2 |
| Oct | 73.1 | 96.2 | 147.7 | 132.4 | 58.2 | 93.9 | 101.3 | 129.4 | 66.0 | 159.8 | 150.7 | 106.4 | 96.0 | 149.2 | 141.8 | | 105.8 |
| Nov | 94.7 | 153.9 | 74.4 | 117.1 | 130.8 | 166.5 | 167.4 | 127.3 | 47.6 | 217.4 | 47.8 | 285.5 | 158.8 | 32.7 | 87.6 | | 129.7 |
| Dec | 41.1 | 95.9 | 233.1 | 133.5 | 121.0 | 42.6 | 104.9 | 118.4 | 205.3 | 159.7 | 44.0 | 182.0 | 165.9 | 82.5 | 70.0 | | 125.6 |
| mean | 58.2 | 67.1 | 91.0 | 94.2 | 81.6 | 70.2 | 74.1 | 87.1 | 75.7 | 92.1 | 74.5 | 104.1 | 73.0 | 69.7 | 69.5 | #DIV/0! | 80.8 |
| Total | 639.9 | 671.1 | 1092.1 | 1130.4 | 979.1 | 842.0 | 889.5 | 1045.3 | 908.7 | 1105.1 | 893.5 | 1248.8 | 875.7 | 835.8 | 834.0 | 0.0 | 953.8 |

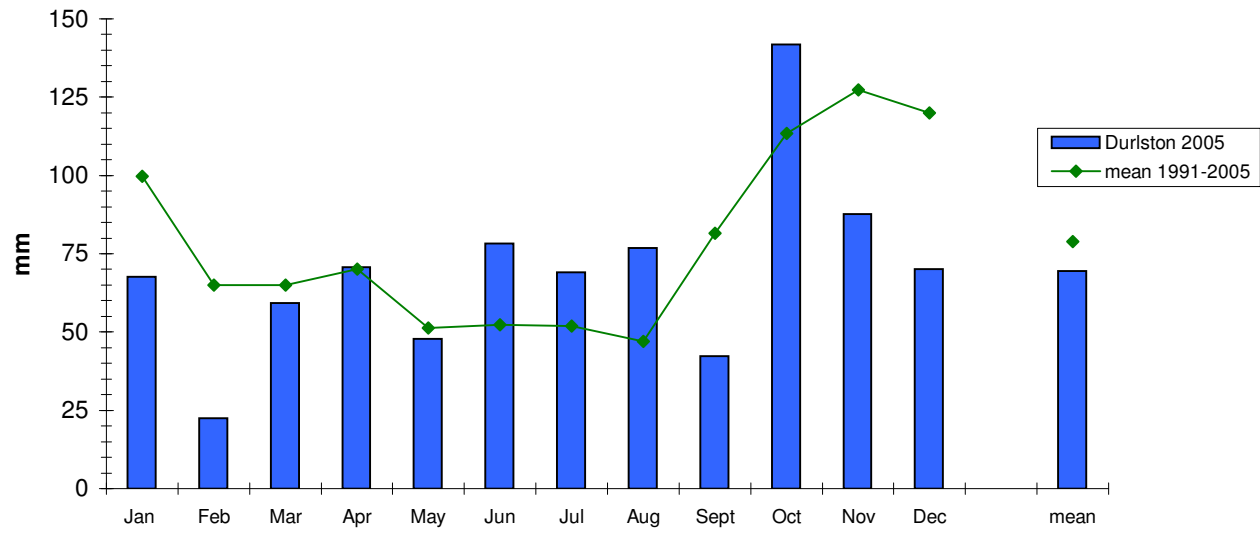
TOTAL ANNUAL RAINFALL

| | from | | |
|------|---------|----------|---------|
| | Swanage | Durlston | Swanage |
| 1988 | 818.3 | 871.5 | 6.1% |
| 1989 | 725.2 | 743.6 | 2.5% |
| 1990 | 738.9 | 711.4 | -3.9% |
| 1991 | 698.9 | 639.9 | -9.2% |
| 1992 | 848.0 | 902.4 | 6.0% |
| 1993 | 1030.9 | 1092.1 | 5.6% |
| 1994 | 973.2 | 1130.4 | 13.9% |
| 1995 | 866.3 | 979.1 | 11.5% |
| 1996 | 685.7 | 842.0 | 18.6% |
| 1997 | 781.3 | 889.5 | 12.2% |
| 1998 | 917.8 | 1045.3 | 12.2% |
| 1999 | 839.5 | 908.7 | 7.6% |
| 2000 | 1038.4 | 1105.1 | 6.0% |
| 2001 | 834.8 | 893.5 | 6.6% |
| 2002 | 1159.8 | 1248.8 | 7.1% |
| 2003 | 681.0 | 875.7 | 22.2% |
| 2004 | 0.0 | 835.8 | 100.0% |
| 2005 | 0.0 | 834.0 | 100.0% |
| 2006 | 0.0 | | #DIV/0! |

Rainfall at Durlston 1988 - 2005



Rainfall at Durlston - 2005 cf Mean



| 15yr mean | 2005 as % of 14 yr mean |
|--------------|-------------------------------|
| 99.8 | 68% |
| 65.0 | 34% |
| 64.9 | 91% |
| 70.1 | 101% |
| 51.4 | 93% |
| 52.3 | 150% |
| 51.9 | 133% |
| 47.0 | 164% |
| 81.6 | 52% |
| 113.5 | 125% |
| 127.3 | 69% |
| 120.0 | 58% |
| 78.8 | 88% |
| 932.7 | 89% |

