

DURLSTON COUNTRY PARK WEATHER RECORDS 2009

MONTH: **JANUARY 2009**

DATE	DRY TEMP	WET TEMP	HUM %	MAX TEMP	MIN TEMP	MEAN TEMP	WIND DIR	WIND STR	OKTA	VIS	MBS	TCY	PPT TYPE	PPT AMT	MAX GUST	Gust Time	Gust Date
1	1.4	1.3		1.7	-0.7	0.5	NNE	8	8	4	1022	R		0.0	22	11.32	31-Dec
2	2.9	2.7		3.8	0.8	2.3	NE	13	8	4	1023	S		0.0	25	4.30	02-Jan
3	4.0	3.0		4.5	-0.4	2.1	NE	11	6	8	1022	S		0.0	25	0.48	03-Jan
4	0.1	0.0		2.9	-2.1	0.4	NE	3	8	30	1019	F		0.0	23	9.22	03-Jan
5	2.2	2.0		4.2	-0.2	2.0	NE	13	8	4	1013	F		0.0	24	8.22	05-Jan
6	-1.4	-1.4		4.1	-2.6	0.8	NE	10	0	27	1020	R		0.0	33	14.05	05-Jan
7	-0.5	-0.5		0.7	-5.4	-2.4	N	11	8	17	1019	S		0.0	20	9.24	06-Jan
8	2.5	2.4		2.5	-1.0	0.8	N	3	6	20	1023	R		0.0	20	10.46	07-Jan
9	0.5	0.4		4.8	-0.5	2.2	N	11	1	10	1022	R		0.0	17	8.46	09-Jan
10	-0.2	-0.3		2.7	-3.6	-0.5	NE	1	6	3	1022	S		0.0	15	9.13	09-Jan
11	7.4	7.3		7.4	-0.7	3.4	S	18	4	10	1020	S		0.0	29	5.25	11-Jan
12	8.5	8.4		8.9	6.7	7.8	SSW	27	8	7	1006	F	r	0.4	47	5.08	12-Jan
13	8.5	8.4		9.1	6.8	8.0	SW	9	8	4	1003	F	R	11.3	46	9.08	12-Jan
14	4.5	4.4		9.4	1.5	5.5	WSW	2	1	21	1009	R	R	2.5	22	12.58	13-Jan
15	6.5	5.4		8.1	3.9	6.0	SW	16	5	5	1004	F		0.0	32	23.55	14-Jan
16	7.7	7.6		7.1	5.4	6.3	SW	12	3	5	1007	R	R	2.7	29	10.43	15-Jan
17	8.1	7.2		9.5	6.7	8.1	W	21	1	15	1005	R	R	5.0	48	1.19	17-Jan
18	4.9	4.0		10.0	3.9	7.0	SW	20	3	30	988	F/R	R	12.1	67	20.48	17-Jan
19	6.0	5.9		7.6	4.0	5.8	SW	9	6	5	970	F	R	16.0	38	1.23	19-Jan
20	5.6	3.8		7.6	2.4	5.0	W		6	22	980	R	R	4.0			
21	4.9	4.1		8.1	2.8	5.5	SW	3	1	22	994	R	r	trace	18		21-Jan
22	9.9	8.8		9.9	3.1	6.5	W	14	4	20	974	F	R	12.8	46		
23	5.5	4.5		9.6	4.3	7.0	SW	22	6	37	963	F	R	23.2	40		
24	3.4	2.1		9.8	2.1	6.0	NW	8	6	35	975	R		0.0	36		
25	7.3	6.7		8.4	1.5	5.0	SW	22	8	27	971	F	R	5.7	54		
26	8.1	7.7		8.7	3.4	6.1	E	2	5	27	983	R	r	1.3	37	10.57	25-Jan
27	8.4	8.2		8.4	3.7	6.1	S	2	6	27	1002	R	r	0.3	11	11.46	26-Jan
28	8.8	8.2		9.7	6.1	7.9	W	5	8	0.2	1004	S	R	13.4	23	12.01	27/01
29	5.7	5.5		9.5	5.0	7.3	ESE	11	8	15	1006	S	R	2.2	22	3.03	29-Jan
30	5.5	4.8		6.2	3.8	5.0	SE	7	7	10	1005	S		0.0	26	12.54	29-Jan
31	5.3	4.1		6.5	4.1	5.3	SE	18	8	13	1000	S		0.0	32	4.16	31-Jan

Monthly Mean Temperature

4.5

Total precipitation

112.9

DURLSTON COUNTRY PARK WEATHER RECORDS 2009

MONTH: FEBRUARY 2009

DATE	DRY TEMP	WET TEMP	HUM %	MAX TEMP	MIN TEMP	MEAN TEMP	WIND DIR	WIND STR	OKTA	VIS	MBS	TCY	PPT TYPE	PPT AMT	MAX GUST	Gust time	Gust Date
1	1.8	0.5		6.0	0.8	3.4	E	13	7	25	1000	S		0.0	39	17.22	31-Jan
2	-1.9			1.8	-2.7	-0.5	NNE	11	7	17	990	F		0.0	40	10.46	01-Feb
3	1.5	1.4		2.4	-2.5	-0.1	S	19	7		984	R	S	2.4	31	8.56	03-Feb
4	5.0	3.2		5.0	0.7	2.9	SE	13	6	30	984	S	S	18.4	46	13.01	03-Feb
5	2.6	2.5		5.1			SE	11	8	5	977	F	R	11.9	35	7.57	04-Feb
6	2.0	1.9		4.2	1.3	2.8	NE	24	8	10	975	S	R	16.3	34	6.19	06-Feb
7	1.8	0.8		2.4	-1.3	0.6	NE	16	1	37	987	R	sleet	11.9	37	2.26	06-Feb
8	4.2	3.0		5.5	0.1	2.8	CALM	0	7	37+	995	S			23	9.42	Feb-09
9	5.9	5.8		7.2	3.5	5.4	SE	18	8	5	990	F	R	6.6	35	6.24	08-Feb
10	3.8	2.7		8.9	1.1	5.0	N	20	3	37	994	R	RR	28.2	52	1.10	10-Feb
11	5.5	4.6		7.1	0.8	4.0	N	6	4	30	1012	R		0.0	35	9.54	10-Feb
12	0.8	-0.6		8.1	-1.1	3.5	NNE	4	3	20	1022	R		0.0	21	9.21	11-Feb
13	5.2	5.1		7.6	0.2	3.9	NE	8	8	5	1016	F		0.0	26	1.14	13-Feb
14	2.3	1.3		6.5	-0.2	3.2	NE	3	1	27	1023	R		0.0	21	8.52	13-Feb
15	6.2	4.8		7.1	-0.1	3.5	WNW	6	8	37	1025	S		0.0	12	8.39	15-Feb
16	6.4	5.2		9.4	4.5	7.0	NW	11	5	5	1023	F		0.0	25	3.32	16-Feb
17	7.9	6.8		12.1	5.1	8.6	NW	10	3	5	1024	S		0.0	19	1.49	17-Feb
18	8.8	7.6		11.9	5.0	8.5	NE	3	8	4	1024	S	r	0.4	20	11.48	17-Feb
19	7.6	7.5		9.3	6.2	7.8	NE	10	8	4	1024	S	r	3.6	12	8.30	19-Feb
20	5.2	5.1		9.4	3.1	6.3	N	6	5	5	1038	R	r	1.6	14	9.21	19-Feb
21	5.9	4.9		9.1	4.3	6.7	N	8	2	13	1030	S	dew	trace	15	3.08	21-Feb
22	7.8	7.3		11.8	3.8	7.8	WNW	7	8	37	1025	F/S		0.0	26	4.00	22-Feb
23	8.1	6.5		12.5	5.1	8.8	NW	12	7	27	1023	S		0.0	22	13.12	22-Feb
24	8.7	5.6		10.3	5.9	8.1	N	5	8	4	1025	S		0.0	17	11.39	23-Feb
25	8.6	6.4		9.8	7.1	8.5	W	4	8	5	1027	S		0.0	11	20.49	24-Feb
26	7.9	6.9		8.9	6.0	7.5	W	7	8	27	1023	F		0.0	25	7.05	26-Feb
27	9.8	8.1		9.9	5.7	7.8	SW	14	1	37	1018	F		0.0	23	7.25	27-Feb
28	7.6	5.9		11.0	6.4	8.7	CALM	0	8	37	1013	F		0.0	24	10.39	27-Feb

Monthly Mean Temperature

5.1

Total precipitation

101.3

DURLSTON COUNTRY PARK WEATHER RECORDS 2009

MONTH: **MARCH** **2009**

DATE	DRY TEMP	WET TEMP	HUM %	MAX TEMP	MIN TEMP	MEAN TEMP	WIND DIR	WIND STR	OKTA	VIS	MBS	TCY	PPT TYPE	PPT AMT	MAX GUST	GUST TIME	GUST date
1	6.2	5.7		10.9	4.1	7.5	NW	9	7	0.5	1002	R		0.0	17	7.20	01-Mar
2	7.3	5.9		11.4	2.6	7.0	W	7	0	27	1010	R		0.0	19	12.25	01-Mar
3	8.0	7.8		10.6	6.4	8.5	SW	14	8	5	1002	F	r	1.0	22	14.50	02-Mar
4	3.1	2.4		9.0	1.2	5.1	NW	11	4	37	972	R	R	24.5	56	15.48	03-Mar
5	0.2	0.1		8.1	0.0	4.1	NNE	26	8	4	979	R	S	22.0	31	6.45	05-Mar
6	6.8	5.0		6.8	0.5	3.7	WSW	7	1	25	997	R/F	r	0.5	25	9.23	05-Mar
7	9.4	8.2		9.4	4.6	7.0	W	9	6	6	1004	R	r	0.2	14	18.42	06-Mar
8	8.1	6.9		11.1	4.8	8.0	SW	16	1	27	998	F/R	r	0.5	40	2.35	08-Mar
9	7.5	5.0		9.6	3.1	6.4	SW	22	1	30	1006	R	R	1.2	57	18.34	04-Jan
10	10.4	9.3		10.5	3.0	6.8	W	18	5	10	1001	R	R	8.3	39	3.25	10-Mar
11	7.3	6.9		12.5	6.2	9.4	SW	3	7	13	1018	R		0.0	30	10.22	10-Mar
12	8.9	8.4		12.6	4.2	8.4	WSW	16	7	37	1018	S	r	0.8	23	7.18	12-Mar
13	8.7	7.6		10.1	6.5	8.3	SW	3	5	37	1018	S		0.0	24	11.47	12-Mar
14	10.1	8.8		10.5	6.6	8.6	W	12	7	30	1011	R	r	0.2	20	5.45	14-Mar
15	8.8	6.9		12.7	5.8	9.3	NNW	6	3	16	1027	R		0.0	27	13.14	14-Mar
16	9.8	8.1		13.8	5.0	9.4	SW	3	5	13	1030	S		0.0	17	13.56	15-Mar
17	8.2	6.9		11.4	4.9	8.2	NNE	7	4	5	1032	R		0.0	12	7.37	17-Mar
18	7.4	7.0		10.3	5.9	8.1	NNE	7	3	0.5	1031	S		0.0	18	23.42	17-Mar
19	8.8	8.2		10.0	5.8	7.9	N	6	2	5	1026	F		0.0	13	3.36	19-Mar
20	8.4	8.2		11.7	4.6	8.2	NE	5	0	6	1029	S		0.0	19	1.30	20-Mar
21	7.0	6.9		9.8	2.5	6.2	N	3	0	4	1030	S		0.0	20	9.47	Mar-09
22	8.4	8.1		11.6	2.7	7.2	NNE	8	0	26	1031	S		0.0	28	3.15	22-Mar
23	9.8	7.4		14.7	5.9	10.3	NW	19	6	30	1019	F		0.0	27	8.56	23-Mar
24	7.5	4.3		13.9	2.9	8.4	NW	11	7	37	1017	F/R	r	1.0	38	14.21	23-Mar
25	9.4	6.2		11.2	6.4	8.8	NW	23	6	30	1000	F/S	r	0.2	39	2.57	25-Mar
26	8.8	8.6		11.6	7.5	9.6	W	22	5	5	1000	S		0.0	41	12.35	25-Mar
27	8.2	5.8		11.3	4.6	8.0	W	13	5	30	996	F		0.0	34	9.06	26-Mar
28	8.2	5.5		10.7	3.1	6.9	N	15	5	37	990	R	r	1.3	31	9.11	28-Mar
29	6.5	4.0		11.2	2.4	6.8	CALM	0	5	20	1007	R		0.0	33	9.43	28-Mar
30	8.8	5.9		9.4	4.6	7.0	NW	5	0	37	1012	R		0.0			
31	8.1	7.8		10.7	1.8	6.3	SW	2	3	37	1016	R		0.0	15	14.21	30-Mar

Monthly Mean Temperature

7.6

Total precipitation

61.7

DURLSTON COUNTRY PARK WEATHER RECORDS 2009

MONTH: **APRIL** **2009**

DATE	DRY TEMP	WET TEMP	HUM %	MAX TEMP	MIN TEMP	MEAN TEMP	WIND DIR	WIND STR	OKTA	VIS	MBS	TCY	PPT TYPE	PPT AMT	MAX GUST	GUST TIME	GUST date
1	9.8	7.2		10.7	1.8	6.3	NE	8	8	20	1015	S		0.0	14	6.22	01-Apr
2	8.2	2.3		13.4	5.5	9.5	NE	7	9	4	1013	S		0.0	22	1.33	02-Apr
3	5.8	5.5		14.1	4.8	9.5	NE	6	8	0.005	1010	S		0.0	19	8.22	02-Apr
4	10.5	9.5		11.2	5.8	8.5	NE	10	2	10	1010	F/R	R	1.5	22	23.00	03-Apr
5	8.4	8.2		13.0	5.2	9.1	N	2	1	30	1016	R/S		0.0	22	14.05	04-Apr
6	10.2	9.8		11.6	5.5	8.6	N	6	3	4	1002	F		0.0	12	22.54	05/04
7	9.8	9.7		12.7	1.1	6.9	SW	8	6	27	1000	S	r	2.6	30	18.10	06-Apr
8	9.8	8.3		12.8	6.0	9.4	SW	14	2	24	998	R	R	7.9	53	1.28	08-Apr
9	10.6	10.1		12.3	7.4	9.9	S	24	9	0.5	1001	R/F	R	3.0	31	8.23	09-Apr
10	9.5	9.2		10.9	8.3	9.6	SW	7	8	26	994	S	R	1.6	30	9.12	09-Apr
11	8.3	6.9		11.2	6.3	8.8	N	5	7	26	998	S	r	trace	19	0.34	11-Apr
12	8.8	7.2		13.8	6.6	10.2	NNW	11	7	16	1005	S		0.0	18	6.00	12-Apr
13	10.2	8.2		13.5	6.1	9.8	W	4	1	13	1004	F		0.0	18	10.21	12-Apr
14	9.9	8.7		12.0	6.5	9.3	CALM	0	8	5	1006	F	r	0.5	15	3.02	14-Apr
15	11.2	10.0		11.5	8.5	10.0	NE	3	5	4	995	F		0.0	18	8.16	15-Apr
16	10.1	10.0		14.9	8.5	11.7	CALM	0	6	4	996	S	r	0.6	25	18.07	15-Apr
17	9.2	8.9		12.5	7.4	10.0	W	3	8	4	1000	S		0.0	13	0.42	17-Apr
18	7.8	6.4		12.4	6.5	9.5	NE	12	8	12	1008	R	r	trace	21	4.15	18-Apr
19	8.4	6.3		13.4	4.7	9.1	NE	12	0	16	1013	S		0.0	26	3.11	19-Apr
20	11.6	9.8		14.5	7.0	10.8	NNE	3	1	7	1022	R		0.0	23	10.00	19-Apr
21	13.2	10.0		15.8	9.2	12.5	NW	10	2	7	1023	S		0.0	20	8.01	21-Apr
22	11.8	9.9		16.3	7.4	11.9	NE	5	2	4	1024	S		0.0	21	22.42	21-Apr
23	8.8	8.4		16.5	5.5	11.0	NE	3	9	1	1020	F		0.0	12	17.04	22-Apr
24	11.3	11.1		16.6	5.6	11.1	SSE	2	8	27	1010	F	r	trace	24	3.26	24-Apr
25	9.8	9.6		13.8	7.4	10.6	SSW	14	3	35	998	R	R	2.3	28	5.31	25-Apr
26	12.2	10.0		13.9	8.0	11.0	S	8	5	35	1002	S		0.0	32	13.26	25-Apr
27	9.2	8.8		13.6	7.4	10.5	SW	28	8	6	988	F	R	6.4	46	9.01	27-Apr
28	8.2	6.9		10.7	4.4	7.6	NE	9	4	27	992	R	R	7.8	48	9.15	27-Apr
29	11.2	9.9		12.5	4.5	8.5	SW	4	3	27	1002	R		0.0	16	23.02	28-Apr
30	11.1	10.8		20.6	9.0	14.8	S	9	8	5	1007	R		0.0	21	19.53	29-Apr

Mean monthly temperature

9.8

Total precipitation

34.2

DURLSTON COUNTRY PARK WEATHER RECORDS 2009

MONTH: **MAY** **2009**

DATE	DRY TEMP	WET TEMP	HUM %	MAX TEMP	MIN TEMP	MEAN TEMP	WIND DIR	WIND STR	OKTA	VIS	MBS	TCY	PPT TYPE	PPT AMT	MAX GUST	GUST TIME	GUST date
1	11.7	11.0			9.1		W	2	7	12	1018	R	R	3.3	17	9.34	30-Apr
2	12.7	11.2			7.3		NNW	4	1	20	1025	R	r	0.5	25	13.34	01-May
3	10.9	9.9		17.6	7.4	12.5	NW	10	4	37	1024	S	r	0.5	19	12.51	02-May
4	11.4	9.1		14.7	5.6	10.2	W	8	8	37	1025	S		0.0	23	10.05	03-May
5	12.5	11.8		12.9	9.5	11.2	W	11	7	25	1019	S		0.0	30	1.24	05-May
6	13.8	11.0		14.5	9.8	12.2	W	19	5	27	1015	S		0.0	33	17.35	05-May
7	11.2	10.1		18.9			W	14	6	5	1010	F		0.0			
8	9.0	8.1		11.8	7.4	9.6	WNW	21	8	20	1004	R	R	2.5	36	6.37	08-May
9	11.9	9.9		13.0	6.8	9.9	W	8	4	27	1010	R/S		0.0	36	13.50	08-May
10	10.6	9.7		15.1	6.9	11.0	N	4	3	15	1011	S		0.0	21	18.39	09-May
11	12.4	8.7		14.4	8.5	11.5	NE	10	2	37	1014	S		0.0	29	8.13	11-May
12	9.9	7.5		15.9	6.0	11.0	E	27	5	28	1014	S		0.0	38	0.04	12-May
13	11.8	11.6		14.8	8.4	11.6	E	7	8	0.2	1008	F	r	0.3			
14	11.3	10.1		12.5	8.5	10.5	CALM	0	8	4	1004	F		0.0	15	10.34	13-May
15	10.6	10.2		13.2	9.0	11.1	W	13	8	4	995	F	r	4.2	19	8.57	15-May
16	12.2	10.0		12.4	8.0	10.2	SW	29	8	13	995	S	r	3.9	40	8.45	16-May
17	9.9	9.7		13.2	6.2	9.7	SW	12	7	17	997	S	R	8.1	43	8.06	17-May
18	10.3	9.7		12.5	7.6	10.1	SW	25	7	20	1004	R	r	0.5	49	7.24	18-May
19	12.6	11.4		13.4	8.4	10.9	SW	26	4	15	1010	S	r	0.3	37	12.09	18-May
20	12.2	11.1		13.9	9.4	11.7	SW	9	8	27	1015	R	r	0.1	36	11.20	19-May
21	13.6	11.2		14.1	8.6	11.4	SW	13	3	27	1010	F		0.0	17	9.00	21-May
22	13.1	10.8		15.1	6.4	10.8	W	12	2	37	1013	R		0.0	23	13.46	21-May
23	13.7	12.3		15.2	6.5	10.9	SE	3	1	27	1013	S	dew	trace	22	11.31	22-May
24	15.8	12.4		17.2	9.2	13.2	N	10	2	37	1014	R		0.0	22	5.23	24-May
25	13.5	11.6		18.1	11.2	14.7	NNE	7	8	28	1008	S	R	0.6	21	8.07	25-May
26	12.4	10.0		18.2	10.0	14.1	NW	24	5	27	1008	S	r	1.8	31	9.02	26-May
27	11.8	11.0		17.0	8.7	12.9	SW	23	8	7	1018	R	r	2.0	33	11.07	26-May
28	14.5	13.8		15.0	9.3	12.2	W	8	7	27	1025	R	R	10.5	47	12.30	27-May
29	15.0	13.9		20.5	9.3	14.9	NE	1	2	10	1027	F		0.0	18	11.04	28-May
30	15.6	13.2		17.5	11.2	14.4	E	10	0	27	1020	F		0.0	21	10.53	29-May
31	17.1	13.5		18.2	10.8	14.5	NE	7	0	27	1019	S		0.0	21	15.25	30-May

Monthly mean temperature

11.7

Total precipitation

39.1

DURLSTON COUNTRY PARK WEATHER RECORDS 2009

MONTH: **JUNE** **2009**

DATE	DRY TEMP	WET TEMP	HUM %	MAX TEMP	MIN TEMP	MEAN TEMP	WIND DIR	WIND STR	OKTA	VIS	MBS	TDCY	PPT TYPE	PPT AMT	MAX GUST	GUST TIME	GUST date
1	17.3	14.7		22.5	12.5	17.5	NE	4	1	37	1019	S		0.0	17	3.36	01-Jun
2	16.2	13.5		23.0	12.2	17.6	NE	6	0	37	1021	R	dew	trace	17	10.22	01-Jun
3	19.4	15.2		23.3	11.8	17.6		1	1	27	1017	f		0.0	12	21.01	02-Jun
4	13.4	10.9		20.6	11.0	15.8	E	7	2	27	1015	S		0.0	19	6.26	04-Jun
5	13.8	13.2		15.6	9.7	12.7	SE	3	6	25	1006	F		0.0	14	16.13	04-Jun
6	13.4	13.1		15.6	11.4	13.5	E	12		27	995	F		0.0	23	8.51	06-Jun
7	12.3	11.9		14.7	7.8	11.3	SSW	11	4	37	991	R	R	15.3	30	0.19	07-Jun
8	13.6	11.3		14.1	7.2	10.7	E	13	6	37	995	S	R	2.5	23	12.23	07-Jun
9	12.1	10.8		16.9	10.0	13.5	NE	10	8	25	994	S	r	0.9	23	7.19	09-Jun
10	13.6	13.0		18.8	10.6	14.7	SW	10	6	25	1002	S	r	0.2	19	9.41	09-Jun
11	15.9	12.4		16.2	8.6	12.4	SW	11	0	21	1012	R	r	1.4	22	23.16	10-Jun
12	13.6	11.2		16.8	9.9	13.4	SW	4	8	37	1015	S		0.0	24	13.45	11-Jun
13	14.7	13.3		16.6	12.1	14.4	S	9	8	16	1015	S	r	0.4	15	13.14	12-Jun
14	16.0	14.8		17.1	11.4	14.3	NW	3	2	26	1014	F	r	0.2	13	7.25	14-Jun
15	16.2	13.8		18.3	12.1	15.2	N	2	6	20	1013	S		0.0	19	17.54	14-Jun
16	15.9	14.0		19.4	10.2	14.8	SW	5	4	27	1019	R		0.0	26	16.42	15-Jun
17	15.9	14.2		19.4	10.2	14.8	S	10	6	27	1016	F		0.0	17	13.33	16-Jun
18	15.1	13.7		17.6	9.6	13.6	SW	4	4	27	1016	S	r	4.9	24	13.54	17-Jun
19	15.9	11.3		16.9	10.0	13.5	SW	12	6	27	1018	R		0.0	25	15.44	18-Jun
20	15.0	12.6		19.0	10.4	14.7	NNW	6	3	25	1021	S	r	1.2	23	10.05	19-Jun
21	16.2	12.9		17.9	10.5	14.2	N	9	2	37	1021	S		0.0	19	9.20	20-Jun
22	16.6	14.7		19.3	12.6	16.0	NE	3	1	27	1022	R		0.0	17	10.12	22-Jun
23	17.3	13.4		18.7	1.5	10.1	NE	3		37	1024	S		0.0	13	16.48	22-Jun
24	17.6	14.0		18.6	10.4	14.5	NE	7	0	25	1017	F		0.0	17	3.42	24-Jun
25	15.1	13.8		20.6	12.6	16.6	NE	6	7	12	1009	F	dew	trace	23	23.46	24-Jun
26	17.0	16.4		22.5	13.7	18.1	CALM	0	8	13	1006	S	R	13.5	17	9.28	25-Jun
27	16.4	15.2		19.1	8.9	14.0	SW	7	5	15	1011	R	r	trace	7	14.15	26-Jun
28	15.5	14.9		19.1	10.8	15.0	NE	4	8	37	1011	S	r	trace	16	9.43	27-Jun
29	18.6	16.1		18.6	14.0	16.3	CALM	0	6	37	1012	S		0.0	13	23.51	28-Jun
30	17.4	16.1		21.6	15.6	18.6	NE	6	8	4	1016	R	r	2.7	13	14.30	29-Jun

Monthly mean temperature

14.6

Total precipitation

43.2

DURLSTON COUNTRY PARK WEATHER RECORDS 2009

MONTH: **JULY** **2009**

DATE	DRY TEMP	WET TEMP	HUM %	MAX TEMP	MIN TEMP	MEAN TEMP	WIND DIR	WIND STR	OKTA	VIS	MBS	TCY	PPT TYPE	PPT AMT	MAX GUST	GUST TIME	GUST date
1	19.0	16.5		19.9	9.5	14.7	NE	3	7	25	1019	S	R	7.7	12	9.59	30-Jun
2	17.5	16.4		21.3	9.0	15.2	ENE	6	7	5	1015	F		0.0	13	20.59	01-Jul
3	16.2	16.1		21.1	14.0	17.6	SW	7	8	5	1010	F	r	0.8	21	6.11	03-Jul
4	16.2	15.6		19.6	13.6	16.6	SW	6	8	4	1009	S	r	trace	23	12.16	03-Jul
5	15.8	15.1		20.1	13.9	17.0	SSW	8	6	26	1006	S	R	1.6	20	7.32	05-Jul
6	16.1	14.5		19.1	14.2	16.7	SW	18	7	22	1008	F	R	1.1	34	5.56	06-Jul
7	15.5	14.8		17.6			W	15	7	25	998	F/S	R	6.4	36	17.25	06-Jul
8	16.8	16.2		18.2	11.0	14.6	W	10	4	27	1008	R	R	1.0	38	18.18	07-Jul
9	15.5	15.1			10.2		W	6	7	27	1014	R		0.0	28	12.31	08-Jul
10	17.1	16.9		17.2	10.3	13.8	SW	12	6	24	1014	S		0.0	25	13.11	09-Jul
11	15.6	15.2		21.0	13.5	17.3	SW	17	8	0.2	1011	F	r	0.7	25	16.43	10-Jul
12	16.2	15.9		17.1	13.3	15.2	WSW	12	3	27	1003	R	R	18.3	41	9.06	12-Jul
13	16.9	15.4		18.5	12.6	15.6	SW	12	6	13	1005	S		0.0	28	14.45	12-Jul
14	15.9	14.8		17.7	13.5	15.6	SW	15	7	12	1003	S	r	0.8	26	7.53	13-Jul
15	17.1	15.9		19.5	14.1	16.8	SW	16	4	13	1005	R	Rr	3.7	47	4.31	14-Jul
16	16.7	15.5		18.8	13.6	16.2	S	7	7	10	1010	R		0.0	32	12.03	15-Jul
17	14.0	12.5		19.0	13.0	16.0	SW	8	7	10	998	F	R	7.6	36	6.58	16-Jul
18	12.5	13.9		16.1	11.1	13.6	W	5	7	37	1009	S	r	1.5	37	16.10	17-Jul
19	16.8	14.8		18.1	12.5	15.3	WSW	15	7	25	1008	S	r	1.0	29	8.12	19-Jul
20	16.4	13.9		18.8	12.3	15.6	WSW	14	4	30	1011	S		0.0	44	15.28	19-Jul
21	16.9	16.1		17.9	13.2	15.6	S	8	5	27	1001	F	R	4.8	20	12.24	20-Jul
22	16.0	15.0		17.7	13.9	15.8	SW	22	6	20	998	F	R	6.2	39	7.33	22-Jul
23	16.2	15.1		17.5	13.3	15.4	SW	8	7	25	997	R	r	0.5	35	4.04	23-Jul
24	15.4	14.3		18.7	12.7	15.7	SW	15	6	20	1004	R/S	R	1.2	27	18.09	23-Jul
25	17.2	17.0		18.5	13.1	15.8	W	12	2	35	1018	R		0.0	28	12.18	24-Jul
26	16.4	16.0		19.2	13.6	16.4	S	17	8	35	1015	F		0.0	23	9.05	26-Jul
27	14.4	13.7		17.9	11.5	14.7	WSW	11	8	35	1005	F/S	R	6.4	30	15..38	26-Jul
28	16.8	14.8		17.8	12.6	15.2	S	13	4	30	1012	R		0.0	28	5.18	28-Jul
29	16.5	14.9		18.1	13.9	16.0	SW	21	8	37	1008	F	R	1.1	31	8.03	29-Jul
30	15.4	12.8		17.4	11.9	14.7	NW	20	6	25	1014	R	R	3.7	36	13.55	29-Jul
31	16.2	13.3		19.1	11.8	15.5	WSW	7	7	37	1017	S		0.0	31	10.05	30-Jul

Monthly Mean Temperature

14.6

Total precipitation

76.1

DURLSTON COUNTRY PARK WEATHER RECORDS 2009

MONTH: **AUGUST** **2009**

DATE	DRY TEMP	WET TEMP	HUM %	MAX TEMP	MIN TEMP	MEAN TEMP	WIND DIR	WIND STR	OKTA	VIS	MBS	TCY	PPT TYPE	PPT AMT (old)	MAX GUST	GUST TIME	GUST date
1	16.2	15.7		19.2	14.4	16.8	S	13	8	0.4	1003	F	r	2.8	20	8.00	01-Aug
2	15.1	14.0		17.4	10.9	14.2	W	5	6	30	1006	R	r	1.6	26	13.18	01-Aug
3	16.9	14.8		18.6	13.2	15.9	S	6	8	35	1010	R		0.0	24	16.07	02-Aug
4	17.1	16.6		18.8	13.1	16.0	SSW	12	8	5	1010	S	R	1.3	29	5.11	04-Aug
5	17.8	17.0		18.1	15.6	16.9	SW	5	9	20	1012	R	R	3.5	29	12.10	04-Aug
6	15.9	14.2		19.4	14.4	16.9	SSW	9	8	37	1015	S	r	0.1	16	7.35	06-Aug
7	17.2	14.8		17.5	11.2	14.4	NW	10	2	4	1015	S	R	8.1	21	16.38	06-Aug
8	15.9	12.1		21.6	10.6	16.1	NW	9	2	26	1018			0.0	21	9.11	07-Aug
9	17.1	14.2		21.7	12.8	17.3	NNE	5	3	27	1016	S		0.0	19	0.14	09-Aug
10	17.4	15.8		21.4	13.3	17.4	WSW	13	7	10	1012	F		0.0	19	8.52	10-Aug
11	18.8	17.9		18.6	14.0	16.3	N	4	6	27	1016	R	r	0.8	32	15.05	10-Aug
12	17.0	16.0		22.5	12.9	17.7	W	8	6	4	1017	S		0.0	20	18.40	11-Aug
13	18.0	17.8		21.2	15.4	18.3	NW	5	7	37	1015	S	R	2.5	23	10.15	12-Aug
14	17.6	16.8		22.4	12.6	17.5	SW	8	2	16	1015	S		0.0	18	17.15	13-Aug
15	16.9	15.8		19.8	14.6	17.2	SW	15	8	26	1010	F	r	trace	23	7.37	15-Aug
16	17.5	16.1		17.6	14.4	16.0	W	9	7	37	1012	S	r	0.05	25	9.12	15-Aug
17	16.7	15.1		21.5	12.8	17.2	WSW	8	8	37	1010	S		0.0	23	16.58	16-Aug
18	18.1	16.1		21.1	14.9	18.0	SW	6	7	37+	1014	R		0.0	22	14.52	17-Aug
19	19.8	17.5		20.1	14.4	17.3	S	5	4	27	1013	S		0.0			
20	18.4	17.1		21.9	15.3	18.6	SW	22	7	15	1006	F	r	trace	41	9.17	20-Aug
21	17.1	13.6		21.1	13.4	17.3	W	9	4	25	1016	R		0.0	37	8.20	21-Aug
22	17.8	17.3		19.5	13.3	16.4	SW	11	6	30	1019	S		0.0	37	15.38	21-Aug
23	18.8	17.7		20.3	15.4	17.9	SW	13	3	22	1012	F		0.0	17	2.52	23-Aug
24	17.1	16.5		21.3	13.9	17.6	S	1	8	20	1002	F		0.0	42	11.40	23-Aug
25	17.2	14.7		21.1	12.8	17.0	W	8	6	27	1002	R		0.0	25	20.06	24-Aug
26	17.8	15.9		19.2	14.5	16.9	S	16	8	37	1003	S		0.0	37	7.30	26-Aug
27	17.5	15.7		18.6	13.9	16.3	W	10	8	30	1008	R	R	3.3	49	16.22	26-Aug
28	13.5	12.8		19.0	11.6	15.3	W	21	5	27	1008	S	R	0.5	36	8.15	28-Aug
29	15.3	12.1		18.2	14.5	16.4	W	8	7	37	1018	R		0.0	40	10.48	28-Aug
30	14.9	13.5		19.0	12.1	15.6	SW	14	8	37	1016	F		0.0	27	15.38	29-Aug
31	16.2	15.9		16.2	13.6	14.9	SSW	12	8	25	1004	F	R	1.1	36	18.08	30-Aug

Monthly mean temperature

16.7

Total precipitation

25.6

DURLSTON COUNTRY PARK WEATHER RECORDS 2009

MONTH: **SEPTEMBER** **2009**

DATE	DRY TEMP	WET TEMP	HUM %	MAX TEMP	MIN TEMP	MEAN TEMP	WIND DIR	WIND STR	OKTA	VIS	MBS	TCY	PPT TYPE	PPT AMT (old)	MAX GUST	GUST TIME	GUST date
1	17.3	14.0		20.2	13.4	16.8	W	14	5	20	1000	F		0.0	26	5.56	01-Sep
2	15.0	14.5		21.8	13.0	17.4	SW	15	8	37	1003	R	R	2.0	43	19.29	01-Sep
3	15.0	14.7		16.7	11.6	14.2	SW	25	5	37	995	F	R	29.5	55	19.52	02-Sep
4	13.8	13.2		N/A	9.2		WNW	12	3	37	1000	R	R	9.1	40	12.54	03-Sep
5	14.9	14.4			10.5		W	2	2	26	1014	R		0.0	35	14.40	04-Sep
6	15.9	15.8		20.0	10.5	15.3	SW	5	6	37+	1015	S		0.0	22	12.21	05-Sep
7	16.5	16.2		18.4	14.1	16.3	SW	9	8	37	1009	F		0.0	23	17.41	06-Sep
8	16.9	16.5		17.1	16.6	16.9	SW	10	8	0.05	1009	F	r	trace	21	0.59	08-Sep
9	15.9	13.1		19.5	12.3	15.9	NNE	9	3	37	1017	R		0.0	23	23.05	08-Sep
10	13.9	10.9		17.6	9.6	13.6	NE	11	1	20	1025	R		0.0	23	5.18	10-Sep
11	16.1	11.9		19.3	11.1	15.2	NE	15	3	26	1026	R		0.0	25	5.11	11-Sep
12	14.4	12.7		19.4	11.5	15.5	NNE	7	1	20	1022	F		0.0	22	6.31	12-Sep
13	14.9	12.6		20.4	10.7	15.6	NE	8	1	25	1020	S		0.0	18	9.36	12-Sep
14	14.1	11.4		18.7	11.5	15.1	NE	15	1	30	1018	S		0.0	24	22.24	13-Sep
15	15.2	13.0		18.2	10.6	14.4	N	10	2	25	1013	F		0.0	27	22.48	14-Sep
16	15.0	13.0		19.2	11.4	15.3	NNE	28	1	25	1013	S	R	9.8	35	13.11	15-Sep
17	13.7	13.3		18.4	10.1	14.3	N	15	1	35	1014	S		0.0	32	9.18	16-Sep
18	13.5	13.1		18.6	10.2	14.4	N	12	8	20	1010	F		0.0	24	9.48	17-Sep
19	15.2	15.0		18.6	9.7	14.2	N	10	0	10	1008	S		0.0	19	13.31	18-Sep
20	14.4	12.8		21.2	11.8	16.5	N	10	6	10	1013	R		0.0	24	21.06	19-Sep
21	14.3	11.9		19.3	10.4	14.9	W	1	5	35	1016	S		0.0	21	3.45	21-Sep
22	15.3	12.7		18.1	11.6	14.9	W	11	7	37	1012	S		0.0	21	2.17	22-Sep
23	16.6	16.0		18.8	11.7	15.3	W	5	8	20	1018	S		0.0	25	13.22	22-Sep
24	19.4	10.1		13.5	11.9	12.7	NW	6	1	10	1019	S		0.0	19	23.07	23-Sep
25	13.1	10.9		19.5	8.5	14.0	NNW	4	2	37	1020	R		0.0	15	16.30	24-Sep
26	11.6	10.1		17.5	9.4	13.5	N	7	2	37	1021	R		0.0	17	2.34	26-Sep
27	12.4	11.0		17.8	8.9	13.4	NE	7	0	20	1018	S		0.0	16	2.13	27-Sep
28	14.5	13.2		18.6	8.9	13.8	NNW	4	3	37	1016	F		0.0	19	23.54	27-Sep
29	14.5	12.8		18.4	10.4	14.4	NW	5	3	13	1013	F		0.0	20	23.24	28-Sep
30	14.7	13.2		19.4	11.5	15.5	N	4	7	27	1010	S		0.0	20	0.31	30-Sep

Monthly mean temperature

14.9

Total precipitation

50.4

DURLSTON COUNTRY PARK WEATHER RECORDS 2009

MONTH: **OCTOBER 2009**

DATE	DRY TEMP	WET TEMP	HUM %	MAX TEMP	MIN TEMP	MEAN TEMP	WIND DIR	WIND STR	OKTA	VIS	MBS	TCY	PPT TYPE	PPT AMT	MAX GUST	GUST TIME	GUST date
1	14.1	12.8		18.8	10.2	14.5	NW	12	8	37	1007	F	old gauge 0.0	19	5.04	01-Oct	
2	12.8	9.9		19.0	8.3	13.7	NNW	6	2	37	1010	S	0.0	21	11.13	01-Oct	
3	14.1	11.1		15.7	11.0	13.4	W	19	7	26	1002	F	0.0	36	7.17	03-Oct	
4	12.7	9.8		16.4	10.2	13.3	W	4	8	36	1003	R	0.0	39	14.27	03-Oct	
5	15.1	14.9		15.5	11.0	13.3	NE	6	8	10	998	F	r 2.8	11			
6	16.9	16.5		16.9	12.4	14.7	SW	14	8	16	996	F	r 9.1	27	11.33	05-Oct	
7	12.5	11.9		17.0	11.0	14.0	N	2	8	10	999	R	r 1.4	44	6.11	07-Oct	
8	9.8	7.9		13.3	7.0	10.2	NE	12	6	26	1005	R	R 26.2	21	20.45	07-Oct	
9	14.2	11.9		14.6	8.1	11.4	NE	17	8	30	1007	R/F	0.0	27	8.36	09-Oct	
10	14.3	13.3		15.6	10.5	13.1	NW	7	1	13	1005	R	r 4.0	28	9.44	09-Oct	
11	14.4	12.8		18.4	10.6	14.5	WNW	15	8	27	1008	F	0.0	28	6.14	11-Oct	
12	9.5	8.3		16.9	6.9	11.9	NNW	6	1	37	1017	R	r 0.9	29	14.23	11-Oct	
13	11.4	9.1		15.5	7.2	11.4	N	2	6	37	1020	S	0.0	15	10.02	12-Oct	
14	11.2	9.8		15.9	8.4	12.2	NNW	4	5	20	1018	S	0.0	12	15.35	13-Oct	
15	11.3	8.6		16.0	9.5	12.8	NNE	3	8	37	1021	S	0.0	18	22.55	14-Oct	
16	13.1	12.2		13.1	9.1	11.1	NNE	10	5	10	1021	S	0.0	15	8.35	16-Oct	
17	8.0	7.6		14.8	4.9	9.9	NNW	10	1	15	1020	F	0.0	23	10.44	17-Oct	
18	7.9	5.3		12.4	4.7	8.6	CALM	0	6	37+	1014	F	0.0	18	9.10	17-Oct	
19	13.3	9.7		13.4	6.2	9.8	SW	18	8	37	1002	F	0.0	29	9.02	19-Oct	
20	13.0	12.1		14.4	9.9	12.2	S	10	8	13	980	F	r 0.9	35	23.11	19-Oct	
21	13.4	12.3		14.4	10.3	12.4	SW	15	7	28	979	S	r 10.7	34	13.22	20-Oct	
22	13.2	12.2		15.4	12.4	13.9	S	19	7	37	979	S	r 0.9	28	21.08	21-Oct	
23	14.0	12.3		15.7	10.9	13.3	WSW	4	6	37	993	R	r 0.6	30	12.33	22-Oct	
24	15.8	15.5		17.1	12.8	15.0	SSW	20	8	0.3	992	F	R 13.3	28	8.41	24-Oct	
25GMT	14.9	12.6		17.2	11.7	14.5	WSW	12	2	20	1000	R	R 2.9	37	11.02	24-Oct	
26	14.8	12.8		16.2	10.9	13.6	W	10	6	27	1007	R	0.0	30	14.32	25-Oct	
27	15.0	14.0		16.6	12.5	14.6	S	8	7	10	1008	R/F	r 1.6	19	9.12	27-Oct	
28	15.5	15.1		17.4	13.2	15.3	NW	4	8	7	1005	S	r 0.2	22	23.18	27-Oct	
29	15.6	15.0		17.1	12.3	14.7	SE	4	8	25	1009	R	0.0	16	12.33	28-Oct	
30	14.7	13.6		17.8	12.7	15.3	E	10	8	6	1010	S	0.0	19	23.34	29-Oct	
31	16.0	15.8		16.1	13.0	14.6	WSW	6	7	13	1008	F	r 1.9	25	4.48	31-Oct	

Monthly mean temperature

13.0

Total precipitation

77.4

DURLSTON COUNTRY PARK WEATHER RECORDS 2009

MONTH: **NOVEMBER** **2009**

DATE	DRY TEMP	WET TEMP	HUM %	MAX TEMP	MIN TEMP	MEAN TEMP	WIND DIR	2.4	OKTA	VIS	MBS	TDCY	PPT TYPE	PPT AMT	MAX GUST	GUST TIME	GUST date
								WIND STR									
1	15.9	15.6		17.0	11.7	14.4	SSE	30	8	7	955	F	R	9.3	52	2.44	01-Nov
2	10.1	7.8		15.7	5.4	10.6	NW	11	1	37	987	R	R	4.9	61	9.11	01-Nov
3	13.2	12.0		13.5	8.2	10.9	NW	15	6	27	976	F/R	R	4.4	30	16.14	02-Nov
4	10.7	8.4		14.4	6.1	10.3	W	18	2	37	973	F/R	r	2.7	46	4.46	03-Nov
5	10.6	8.5		12.4	7.4	9.9	NW	19	3	26	978	R	R	6.1	36	11.10	04-Nov
6	11.2	9.6		13.0	7.6	10.3	WSW	10	7	35	986	R		0.0	33	14.50	05-Nov
7	8.7	6.2		13.1	4.1	8.6	NW	14	3	37	980	F/S	R	5.6	40	16.38	06-Nov
8	7.6	6.7		11.8	5.3	8.6	N	15	8	6	984	R	r	1.9	32	19.12	07-Nov
9	5.3	5.1		9.1	2.7	5.9	N	10	6	10	997	F	r	0.5	30	11.17	08-Nov
10	7.8	7.3		10.8	3.3	7.1	NE	4	8	10	990	F	R	4.9	27	4.31	10-Nov
11	10.4	9.3		11.0	3.2	7.1	N	8	6	37+	985	F	R	7.4	23	11.42	10-Nov
12	13.2	12.3		13.2	8.3	10.8	SE	20	6	10	990	R	R	4.8	32	22.08	11-Nov
13	10.8	10.3		14.6	1.0	7.8			8	10	977	F/S	R	25.5	52	17.53	12-Nov
14	13.3	10.2		16.2	11.7	14.0	SSW	44	7	15	968	F/S	R	11.4	68	1.32	14-Nov
15	12.6	10.9		13.7	9.5	11.6	SSW	15	3	27	981	R	R	7.9	75	11.41	14-Nov
16	12.3	10.1		14.5	10.0	12.3	W	28	5	26	972	R	R	4.6	48	7.32	16-Nov
17	12.2	9.8		13.5	9.6	11.6	WSW	19	2	35	984	R	R	1.0	45	9.13	16-Nov
18	13.8	11.9		13.8	8.5	11.2	WSW	29	8	13	989	R	R	1.9	53	5.17	18-Nov
19	13.2	10.9		15.4	11.9	13.7	SW	38	3	27	991	R		0.0	52	11.18	19-Nov
20	13.1	12.9		14.8	11.7	13.3	SSW	21	8	10	987	F/R	R	3.4	52	4.27	20-Nov
21	13.6	13.2		14.3	10.5	12.4	SSW	7	7	37	993	F	R	3.2	27	9.18	20-Nov
22	11.1	9.9		14.8	13.2	14.0	SW	29	8	4	988	F	R	12.1	56	4.23	22-Nov
23	12.9	12.2		12.9	8.9	10.9	SW	30	8	1	978	F	R	14.8	62	11.23	22-Nov
24	13.2	12.4		14.2	12.3	13.3	W	28	8	4	988	R	R	9.4	62	9.30	24-Nov
25	11.2	10.7		13.9			SW	23	3	30+	977	F/R	R	7.1	69	0.38	25-Nov
26	10.3	8.6		12.3			WSW	26	4	22	980	S	R	9.5	55	9.20	25-Nov
27	8.1	6.9		11.4	7.9	9.7	WSW	27	4	27	976	R	R	15.8	54	13.33	26-Nov
28	8.5	5.3		11.4	4.9	8.2	SW	23	4	27	971	S	R	12.4	66	23.15	27-Nov
29	8.9	7.2		13.6	5.9	9.8	WSW	36	8	26	957	S	R	20.6	56	5.14	29-Nov
30	6.2	4.8		10.2	4.4	7.3	NNW	23	8	20	967	R	R	9.2	61	12.59	29-Nov

Monthly mean temperature

10.5

21.4

Total precipitation

222.3

48.5

DURLSTON COUNTRY PARK WEATHER RECORDS 2009

MONTH: **DECEMBER** **2009**

DATE	DRY TEMP	WET TEMP	HUM %	MAX TEMP	MIN TEMP	MEAN TEMP	WIND DIR	WIND STR	OKTA	VIS	MBS	TCY	PPT TYPE	PPT AMT	MAX GUST	GUST TIME	GUST date
1	3.4	2.5		6.2	0.2	3.2	N	3	6	37	990	S	r	0.5	43	9.08	30-Nov
2	10.9	10.0		10.9	6.2	8.6	S	15	4	27	976	F	R	3.0	40	12.34	01-Dec
3	6.7	5.6		11.8	5.4	8.6	SW	17	5	36	975	R	R	15.1	44	20.16	02-Dec
4	5.8	4.3		8.2	1.6	4.9	NW	11	0	37	984	R		0.0	34	14.00	03-Dec
5	10.0	9.2		11.4	4.6	8.0	WNW	19	6	25	975	S	R	10.6	38	18.05	03-Dec
6	9.8	7.8		12.4	8.1	10.3	WSW	22	2	30	965	R	R	10.4	53	4.52	06-Dec
7	11.6	9.8		12.4	6.7	9.6	SSW	32	8	15	976	F	r	1.6	4.9	8.11	07-Dec
8	9.9	7.5		11.5	5.0	8.3	SW	6	6	27	988	R	R	4.4	67	13.26	07-Dec
9	10.7	10.7	100	12.2	4.9	8.6	SSW	5	8	4	995	R	R	12.7	30	20.08	08-Dec
10	8.6	7.4		12.0	6.0	9.0	CALM	0	3	35	1009	R	r	0.7	33	5.14	10-Dec
11	5.1	4.8		10.7	3.6	7.2	NNE	5	3	25	1011	S	r	Trace	31	10.02	10-Dec
12	4.8	4.3		6.2	3.8	5.0	N	8	6	15	1010	S		0.0	26	6.39	12-Dec
13	4.8	3.8		7.9			NE	11	4	37	1006	S		0.0	46	15.51	12-Dec
14	3.2	2.7		7.1			NNE	6	2	18	1002	S		0.0	28	17.32	13-Dec
15	5.0	4.4		5.1			NE	3	8	17	996	F	r	2.0	15	0.13	14-Dec
16	-0.3	-1.1		5.6	-1.8	1.9	NNW	8	5	10	994	F	r	1.4	20	20.22	15-Dec
17	2.9	1.8		4.5	-0.6	2.0	N	10	1	37	986	R	r	1.2	31	6.32	17-Dec
18	-0.5			4.4	-0.6	1.9	N	18	3	27	990	R		0.0	49	2.57	18-Dec
19	-2.5			1.8	-3.6	-0.9	N	11	0	30	994	S		0.0	38	11.08	18-Dec
20	-1.1	-1.9		6.1	-2.8	1.7	NW	8	1	37	978	F/R	r	2.6	30	10.49	20-Dec
21	4.3	3.5		8.1	-1.1	3.5	NNE	4	8	26	972	F	r	0.4	22	5.20	21-Dec
22	2.2	1.8		6.1	-1.4		NE	7	1	10	965	R	R	13.1	23	2.14	22-Dec
23	4.6	3.7		6.7	1.6	4.2	W	8	7	37	970	S	R	3.3	40	8.49	
24	5.4	4.9			3.2		CALM	0	7	10	966	R	R	20.2	52	17.32	
25	4.6	2.8		6.6	0.9	3.8	WNW	11	1	25	977	R	R	6.1	25	7.22	25-Dec
26	8.3	7.7		10.1	3.2	6.7	W	16	6	24	981	S	R	7.1	40	4.43	26-Dec
27	8.2	5.6		9.8	5.1	7.5	W	16	1	36	977	S	R	3.6	45	2.22	27-Dec
28	5.3	4.1		9.6	3.0	6.3	E	9	5	36	984	F		0.0	37	9.52	27-Dec
29	5.2	5.1		8.6	2.6	5.6	N	6	8	2	972	F	R	6.1	34	23.48	28-Dec
30	6.2	6.2	100	6.2	4.1	5.2	N	4	9	0.1	969	S	R	31.3	25	13.22	29-Dec
31	4.3	2.9		7.6	3.5	5.6	NNE	12	8	27	978	R	r	trace	31	2.20	31-Dec

Monthly Mean Temperature

5.6

Total precipitation

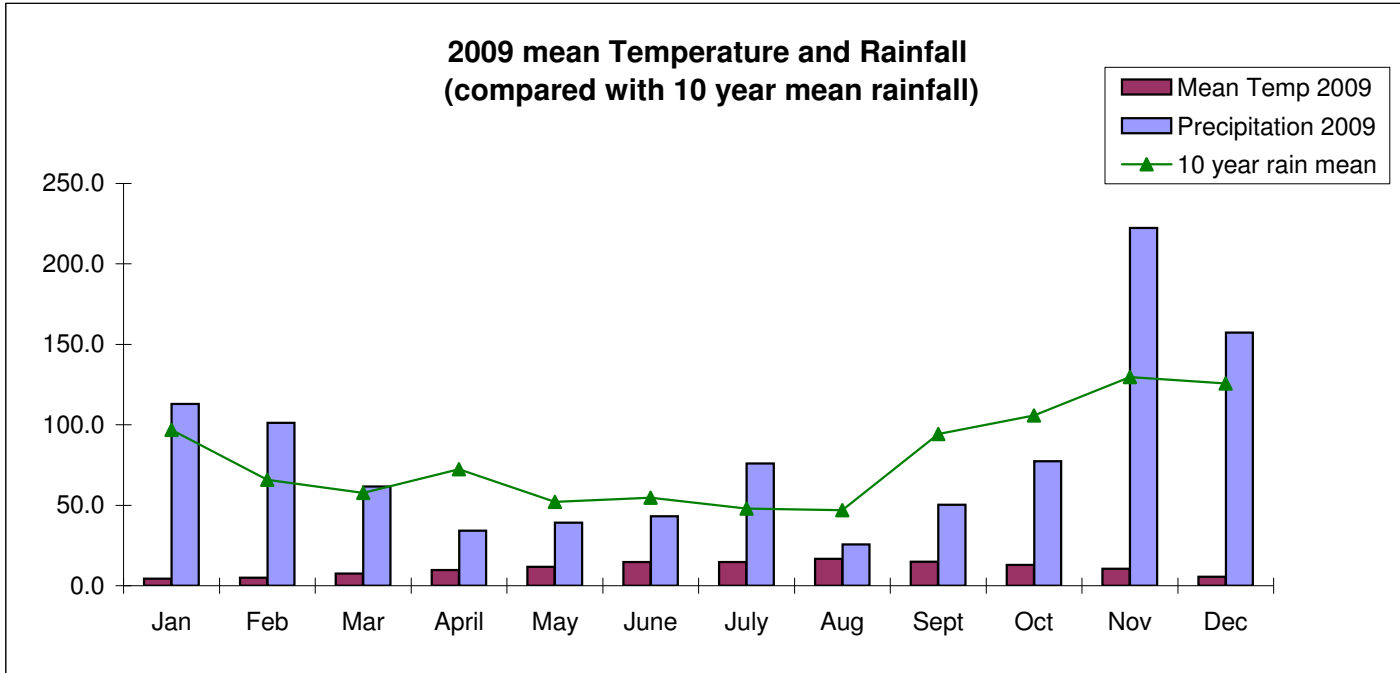
157.4

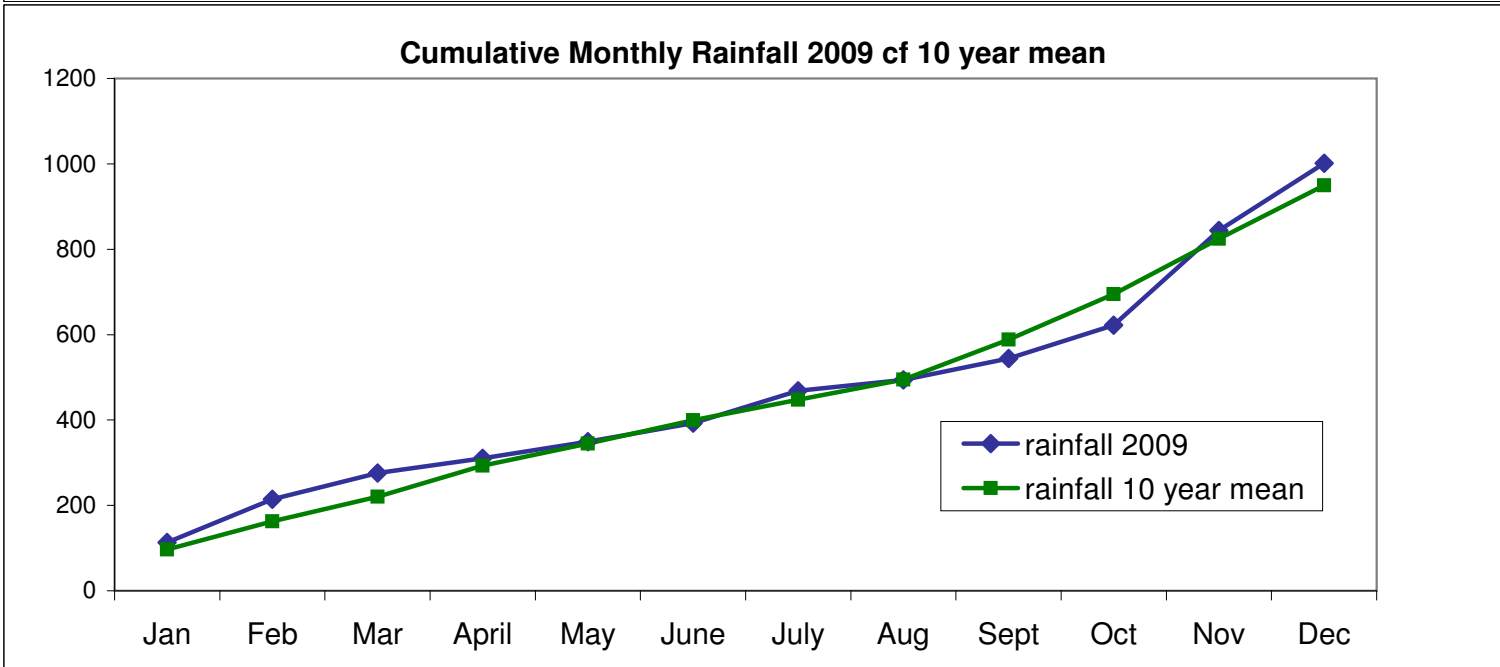
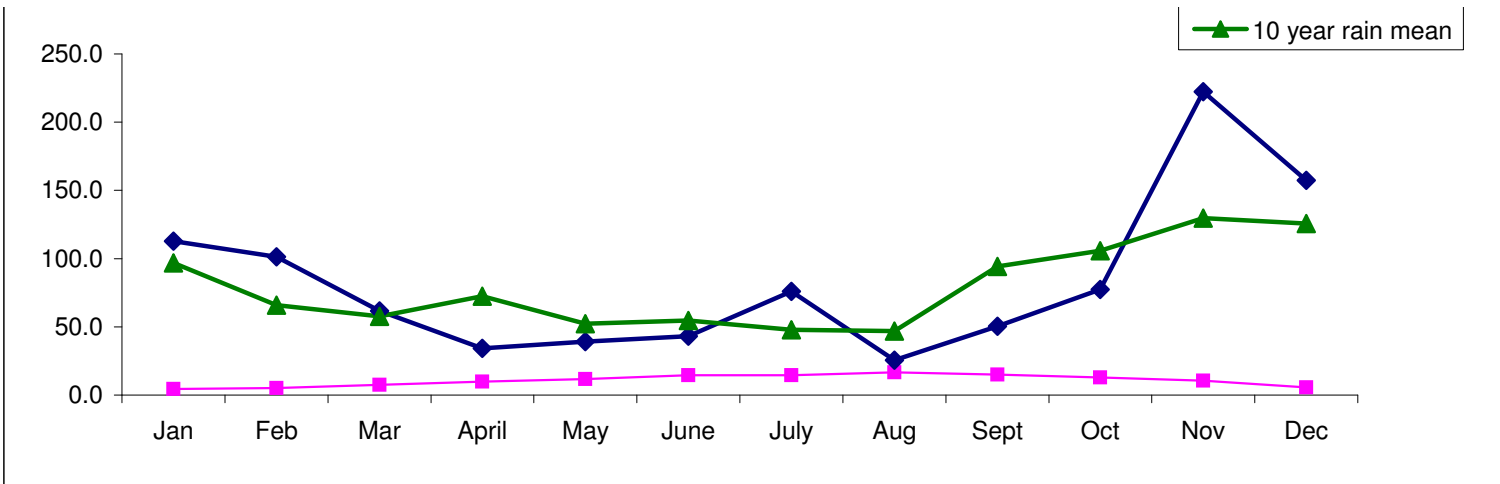
Yearly Summary 2009

	Mean	Total	10 yr mean	percentage
	Temp	Precip		
	C	mm	mm	
Jan	4.5	112.9	96.9	116.51
Feb	5.1	101.3	65.8	153.95
Mar	7.6	61.7	57.7	106.93
April	9.8	34.2	72.4	47.238
May	11.7	39.1	52.2	74.904
June	14.6	43.2	54.6	79.121
July	14.6	76.1	47.9	158.77
Aug	16.7	25.6	47.0	54.468
Sept	14.9	50.4	94.2	53.503
Oct	13.0	77.4	105.8	73.157
Nov	10.5	222.3	129.7	171.4
Dec	5.6	157.4	125.6	125.32
Total	10.7	1001.6	949.8	105.45

cumulative precipitation cumulative 10yr mean

	2009	mean
Jan	112.9	96.9
Feb	214.2	162.7
Mar	275.9	220.4
April	310.1	292.8
May	349.2	345.0
June	392.4	399.6
July	468.5	447.5
Aug	494.1	494.5
Sept	544.5	588.7
Oct	621.9	694.5
Nov	844.2	824.2
Dec	1001.6	949.8
Total	1001.6	949.8





REMARKS

Cloudy, cold; high pressure
Cloudy, cold; high pressure
Fair, hard frost
Cloudy, frosty
Cloudy, very cold
Fine, very cold, hard frost
Cloudy, cold wind, hard frost
Fair
Fair, hard frost
Fair, nearly calm, hard frost
Change to warm wind direction, fair, breezy
Cloudy, raining, gusty wind, mild
Cloudy after heavy rain and gale force winds
Fair after heavy rain shower; cold, frosty
Fair, milder, but cold in wind
Fair after heavy shower
Fair after heavy rain, mild, windy
Fair after heavy rain, storm gust, distant thunder/lg
Cloudy, raining heavily, low pressure
Fair after heavy rain; anemometer problem (power)
Fair; frosty
Fair after heavy rain and gale
Fair after very heavy rain and gale; low pressure
Fair, gone cold
Cloudy, windy after cold, wet night with gales
Fair after rain and strong winds
Fair after light rain; fog patches
Cloudy after heavy rain, thick fog
Cloudy after rain, cold wind from continent
Fair; cold wind
Cloudy; strong, cold wind

REMARKS

Fair; cold wind

Fair, very cold, wind dropped from gale force

Snowing; (snow measured melted) lightning 1645 3/2

Fair after heavy snowfall; warmer wind

Cloudy after heavy rain/strong winds; low pressure

Raining, windy

Fair after heavy rain/snow, strong winds, cold again

Breath of wind from SW, frost melted by 0900

Cloudy after heavy rain/strong winds; low pressure

Fair, windy, cold, after very heavy rain

Fair, quiet, frosty; ridge of high pressure

Fair, hard frost

Fair, frosty

Fair, frosty

Cloudy after cold night, warmer wind, high pressure

Fair, mild

Fair, very mild

Cloudy after light rain

Cloudy after rain

Fair after rain; very high pressure

Fair, light winds

Cloudy, milder wind direction

Fair, very warm

Cloudy

Cloudy

Cloudy, good visibility

Fair, very mild

Cloudy, still, very mild - springlike

REMARKS

Fair, foggy, mild
Fine, warm wind, quiet
Cloudy after light rain, mild
Fair after hail shower 16.08, gale; low pressure
Fair after heavy snowfall, depth 2 cm
Fair, frosty, remains of snow lying/ice; warmer
Fair after light rain, warm
Fair after light rain and strong winds
Fair after heavy rain shower/gale force winds
Fair after heavy rain, windy, warm
Fair; ridge of high pressure
Fair after light shower, windy
Fair, warm
Fair after light rain, breezy
Fair, sunny, warm
Fair, quiet, warm; high pressure
Fair; change to cooler wind direction
Fair, foggy
Fair; sea mist
Fine, mild; Equinox
Fine, hazy, frost
Fine after cold night
Fair, mild; low pressure
Fair after rain and strong winds
Fair after rain and strong winds
Drizzle 0830 after gale force winds
Fair, windy; low pressure
Fair, cold wind
Fair, cool., frosty
Fine, dry, cold wind, frost
Fair, warmer wind direction after cold night

REMARKS

Cloudy; cold wind, cold night
Cloud obscured by fog, one break overhead clear
Cloudy, thick fog after warm day but cold night
Fair after short shower of heavy rain, cooler day
Fair after cool night. Warm day with chilly wind
Fair, mild; low pressure
Fair, warm, after rain and strong winds, cold night
Fair and windy after stormy, wet night
Sky obscured by fog after heavy rain, windy
Cloudy, raining, quiet after strong winds
Fair after passage of fronts
Fair, improving behind fronts
Fair, warm
Cloudy, still, after rain
Fair, cooler, low pressure
Fair, still, after windy day with some rain, mild
Cloudy
Cloudy from low pressure over France, cool wind
Fine, sunny, fresh wind; ridge of high pressure
Fair, warm
Fair, warm
Fair, very warm
Sky obscured by fog and mist, cool wind
Cloudy, front approaching
Fair after heavy rain shower; low pressure
Fair after short rain shower 1125
Cloudy, heavy rain, strong winds, low pressure
Fair after heavy rain and gale force winds
Fair, warmer, ridge of high pressure
Cloudy, intermittent light rain, warm

REMARKS

Fair after rain, warm. Max not set
Fair (no max temp)
Fair after warm day and overnight light rain.
Cloudy, warm; ridge of high pressure
Fair
Fair, windy
Fair. (max/min broken; max gust not reset)
Cloudy after heavy rain shower, strong winds
Fair, windy day
Fair, winds easing
Fair
Fair, very windy, cooler
Cloudy, thick fog
Cloudy, quiet; low pressure
Cloudy after rain, cooler
Cloudy after rain, very windy (stormy)
Fair after heavy rain, gale force winds
Fair after light raion with very strong winds
Fair after rain, windy
Cloudy after light rain, windy
Fair, warm, windy
Fair; ridge of high pressure
Fair, sunny and warm
Fair, warm
Cloudy after shower of heavy rain; very warm
Fair after rain showers
Cloudy with rain showers; pressure rising
Fair after heavy rain and gale force winds
Fair, very warm; high pressure
Fine, clear skies all day, hot
Fine, clear skies, cooler wind direction

REMARKS

Fair

Fine; very warm days; high pressure

Fair, very warm

Fair, cooler

Fair; changing to low pressure

cool, windy

Fair after heavy thunderstorm at 00.30, cool

Fair after heavy shower

Cloudy after light rain

Fair after light rain, warm

Fine after light rain; pressure rising

Cloudy , quiet

Cloudy after rain

Fair after light rain, warm

Fair

Fair; warmer wind direction; ridge

Fair; front approaching

Fair after frontal rain, light winds

Fair

Fair after light rain showers; pressure building

Midsummer, fair, warm and quiet; high pressure

Fair, quiet

Warm day, cool night

Fine; mist on far horizon

Fair; warmer night; warm air from continent

Cloudy after torrential thunderstorm at 2300 (25th)

Fair after showers from continent

Mist over sea but I.o.Wight visible (25 km)

Fair, very warm; pressure still high over continent

Cloudy after rain; very warm

REMARKS

Fair after heavy rain, light wind, good visibility

Fair, quiet

Cloudy after rain; warm wind ; low pressure

Cloudy, warm (heat wave)

Fair after heavy rain shower, warm

Fair, cool (coastal loction), windy

Fair after heavy rain and strong winds

Fair after heavy rain shower and gale force winds

Fair; ridge of high pressure

Fair

Cloudy after rain, thick fog

Fair after heavy rain and gale force winds

Fair

Fair after light rain

Fair after heavy rain becoming medium; strong winds

Fair, windy

Fair after heavy rain showers, strong winds. Low Pres

Fair after light rain, strong winds. Cooler.

Fair after light rain, warmer

Fair. Strong winds

Fair after heavy rain showers

Fair after heavy rain, strong winds, low pressure

Fair, after rain. Windy, warm

Fair after shower of heavy rain

Fair; weak ridge

Cloudy

Cloudy after heavy rain and strong winds

Fair; weak ridge

Cloudy, windy after heavy rain shower

Fair after heavy rain and gales

Fair

REMARKS

	New raingauge	
Cloudy, drizzly, foggy		
Fair after light rain, good visibility, W wind		
Cloudy, warm wind		
Cloudy after shower of heavy rain	9.3	
Fair after heavy rain and strong wind		
Cloudy		
Fair after heavy rain (NB New raingauge 7.1mm)	7.1	
Fair	0	
Fair (max. adjusted from 32.7; cf. Swanage)	0	
Fair	0	
Fair after light rain.	0.4mm	0.4
Fair	0	
Fair after heavy rainshower	2.4mm	2.4
Fair, warm wind direction	0	
Cloudy	0	
Fair after light rain	0.0mm	0
Cloudy; warm day	0	
Fair, warm wind direction	0	
Fair; mini heatwave	0	
Fair, windy; low pressure	0	
Fair; ridge of high pressure behind front	0	
Fair, windy, cooler	0	
Fair, windy	0	
Cloudy, quiet after windy spell	0	
Fair	0	
Cloudy, fresh wind	0.0mm	0
Cloudy after heavy rain and gales	0	
Fair, cooler; short heavy rain, strong winds 2.7mm	2.7	
Fair after windy day	0	
Cloudy, cool (warmer wind direction)	0	
,Cloudy after rain, cooler again	0.9mm	0.9
	22.8	

REMARKS

New raingauge

Fair		
Cloudy after heavy rain shower and gales	1.9mm	1.9
Fair after heavy rain storm; low pressure	30.3mm	30.3
Fair after heavy rain and strong winds	9.2mm	9.2
Fair, quiet, ridge		0
Fair, warm		0
Cloudy		0
Cloudy		0
Fair; cool wind; ridge of high pressure		0
Fair, cool; high pressure		0
Fair, warmer, dry		0
Fair, quiet		0
Fair		0
Fair; cool wind direction		0
Fair		0
Fair after heavy rain and gales	9.1mm	9.1
Fair, cold night, windy		0
Cloudy but dry, cool at night		0
Fine, cold night under clear sky		0
Fair; warmer, dry; cloud cover from North Sea		0
Fair, warm, dry		0
Fair; high pressure		0
Cloudy (from North Sea)		0
Fair		0
Fair		0
Fair		0
Fair		0
Fair; high receding		0
Fair		0
Fair, warm, very dry		0
		0
		50.5

REMARKS

new rain gauge

Cloudy, mild		0
Fair, warm, still very dry		0
Fair, cooler, windy		0
Cloudy; quiet after gale force winds		0
Cloudy after rain; low pressure	2.4	2.4
Cloudy, warmer wind direction	8.4	8.4
Cloudy after rain and gale force winds	1.1	1.1
Fair after heavy rain, cooler wind	24.9	24.9
Cloudy, cooler nights		0
Fair after rain, warmer wind direction	3.6	3.6
Cloudy, mild		0
Fair after light rain, cool wind; ridge high pressure ?		0
Fair, quiet		0
Fair		0
Cloudy (off North Sea)		0
Fair		0
Fair, cooler		0
Fair; cold, still dry; ridge declining		0
Cloudy; warm wind direction		0
Cloudy after light rain and gales; low pressure; 0.8	0.8	0.8
Fair after continuous rain, warm.	9.8	9.8
Fair after light rain, warm .	0	0.8
Fair after light rain, still very warm		0
Cloudy, foggy after heavy rain (cold front)	12.2	12.2
Fair after heavy, blustery rain shower and gale	2.9	2.9
Fair, warm for late Oct.		0
Cloudy after rain; warm air current from south	1.3	1.3
Cloudy after light rain	0	0.2
Cloudy		0
Cloudy, quiet		0
Fair after rain; strong winds	1	1.8

70.2

REMARKS

	New rain gauge	
Cloudy after heavy rain, gales; very low pressure	8.1	8.1
Fair after heavy rain Storm	mn	4.4
Fair after heavy rain, strong winds	3	3.8
Fair after rain and gales		2.7
Fair after heavy rain showers, windy	7	7
Fair, quieter		0
Fair after heavy rain and gales, cold night	5	5.2
Cloudy after rain, cold wind		1.8
Fair after light rain, cold night		0
Cloudy after heavy rain, cold night	4	4.5
Fair after heavy rain, cold night	0	6.8
Fair after heavy rain, warm wind		4.6
Cloudy after stormy downpour, cold night	24.0	24
STORMY, thunder at night;964mb at 1400	10	10.4
Quiet after storm; warm		7
Fair after heavy rain showers, windy	4	4.5
Fair after rain, quieter		0.9
Cloudy after heavy rain, strong winds	1.	1.7
Fair, very windy, very warm		0
Cloudy after heavy rain,, strong winds	4.	4.5
Fair after heavy rain, less windy	2	2.8
Cloudy, raining, wind increasing	1	10.1
Cloudy, raining heavily, stormy	1	14.1
Cloudy,stormy; (min thermometer blown off)	8	8.1
Fair after heavy rainstorms with thunder (no min.)	6.2	6.2
Fair after heavy rain, gale force winds	7	8.7
Fair after heavy rain and gales	1	15.6
Fair after heavy rain storms	1	11.6
Cloudy, heavy rain storms; very low pressure	18.9	18.9
Cloudy, blustery showers after heavy rain	8.	8

206.0

REMARKS

Fair; frosty; low pressure	0.6
Fair after heavy rain, warmer, windy	2.4
Fair after heavy rain, windy	13.5
Fine behind cold front, cold wind	0
Fair after heavy rain on warm front, windy	9.4
Fair after heavy frontal rain & thunder, gale	9.2
Cloudy, gale blowing, after light rain	1.5
Fair, quiet after storms of heavy rain	3.6
Cloudy, quiet, after heavy rain and gale	10.4
Fair, calm after light rain, light air drift NE	0.6
Fair, cold air from North Sea	0
Fair; high pressure establishing; cold	0
Fair, quieter after gale force gusts (faulty min temp)	0
Fair, cold	7.2
Cloudy after rain, cold; low pressure establishing	1.8
Fair after rain, frosty	1.3
Fair, very cold. Snow 1615	1
Fair, ground frozen, some frost	0
Fine, windy, very cold, hard frost	0
Fair after rain; frosty	2.2
Cloudy after light rain; warmer day, frosty night	0.3
Fair after heavy rain, clearing to frost and ice	12.4
Fair; heavy rain. Thunder 11.15, tlr 1720-1800	3.3
Fair; quiet after very gusty winds	18.3
Fair after heavy rain	5.4
Fair after heavy rain, warmer wind direction	6.5
Fair after heavy rain and gales	3.1
Fair; cold continental airflow	0
Cloudy after heavy rain and strong winds	0
Sky obscured by fog after torrential rain	28.7
Cloudy, cold wind	

142.7

Rainuage reading old compared with new

	new	old		
Jan	0	112.9		
Feb	0	101.3		
Mar	0	61.7		
April	0	34.2		
May	0	39.1		
June	0	43.2		
July	0	76.1		
Aug	22.8	25.6	25.6	1.125
Sept	50.5	50.4	50.4	0.998
Oct	70.2	77.4	77.4	1.103
Nov	206.0	222.3	222.3	1.079
Dec	142.7	157.4	157.4	1.103
Total	492.15	#####	533.1	1.08 difference